fischer elektronik

to cool to prodect to connect

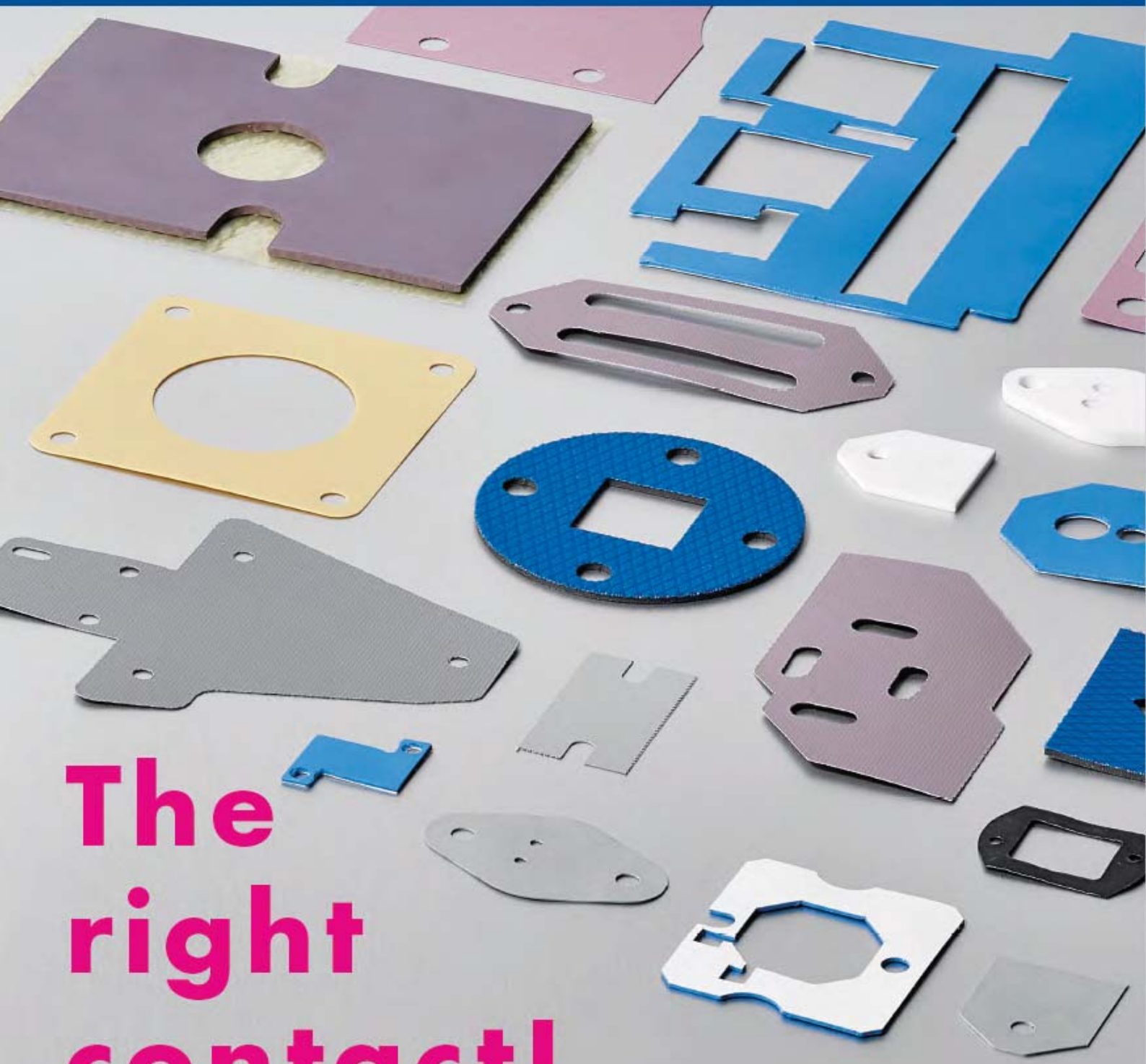

The right contact!

f.tim.e 1E.1

made in Germany

AEO

TÜV

ISO 9001
ISO 14001
ISO 27001

Thermally conductive material

fischer elektronik

Alphanumerical product list

art. no.		page
AOS 3		E 53
AOS 3 P		E 53
AOS 3 P 2		E 53
AOS 3 P SL		E 53
AOS 5		E 53
AOS 18		E 53
AOS 32		E 53
AOS 66		E 53
AOS 93		E 53
AOS 127		E 53
AOS 218 247		E 53
AOS 218 247 1		E 53
AOS 220		E 53
AOS 220 3		E 53
AOS 220 4		E 53
AOS 220 SL		E 53
AOS 247		E 53
AOS P 1		E 54
AOS P 1.1		E 54
AOS P 2		E 54
AOS P 3		E 54
AOS P 4		E 54
AOS P 5		E 54
AOS P 6		E 54
AOS P 7		E 54
AOS P 8		E 54
AOS P 9		E 54
AOS P 10		E 54
FSF 15 P 011		E 56
FSF 15 P 012		E 56
FSF 15 P 014		E 56
FSF 16 P 010	NEW	E 57
FSF 16 P 011	NEW	E 57
FSF 16 P 012	NEW	E 57
FSF 20 P		E 55
FSF 52 P		E 55
GEL ...		E 36
GEL G ...		
GEL 28 ...		E 39
GEL 28 G ...		
GEL 28 S 10	NEW	E 40
GEL 28 S 15	NEW	E 40
GEL 28 S 20	NEW	E 40
GEL 28 S 25	NEW	E 40
GEL 28 S 30	NEW	E 40
GEL 28 S 35	NEW	E 40
GEL 28 S 40	NEW	E 40
GEL 28 S 45	NEW	E 40
GEL 28 S 50	NEW	E 40
GEL 45 ...		E 43
GEL 45 G ...		
GEL 60 ...		E 45
GEL 60 G ...		
GEL 60 S ...		E 47
GEL 80 ...		E 46
GEL 80 G ...		
GEL 130 S ...		E 48
GEL F 15 ...		E 35
GEL F 15 G ...		
GEL M 18		E 49
GEL P		E 50
GEL S 18		E 49
GEL S 35		E 50
GEL S 35 10		E 50
GS 3		E 52
GS 3 P		E 52
GS 3 P SL		E 52
GS 32 P		E 52
GS 66 P		E 52
GS 218		E 52
GS 220 4		E 52
GS 220 C		E 52
GS 220 P		E 52
KAP 1 P		E 51
KAP 3 K		E 51
KAP 218		E 51
KAP 218 O		E 51
KAP 220 G		E 51
KAP 220 K		E 51
KAP 220 O		E 51
KAP 247 O		E 51
WB 3		E 14
WB 3 P		E 14
WBT 30		E 14
WBT 36		E 14
WBT 300		E 14
WFG 15 05		E 37
WFG 15 10		E 37
WFG 15 15		E 37
WFG 15 20		E 37
WFG 15 25		E 37
WFG 15 30		E 37
WFG 15 40		E 37

art. no.		page
WFG 15 50		E 37
WFGF 30 04	NEW	E 42
WFGF 30 10	NEW	E 42
WFGF 30 15	NEW	E 42
WFGF 30 20	NEW	E 42
WFGF 30 025	NEW	E 42
WFGF 30 25	NEW	E 42
WFGF 30 31	NEW	E 42
WFGF 30 058	NEW	E 42
WFGF 30 076	NEW	E 42
WFGH 30 05		E 41
WFGH 30 10		E 41
WFGH 30 15		E 41
WFGH 30 20		E 41
WFGH 30 25		E 41
WFGH 30 30		E 41
WFGH 50 05		E 44
WFGH 50 10		E 44
WFGH 50 15		E 44
WFGH 50 20		E 44
WFGH 50 25		E 44
WFGH 50 30		E 44
WFK 18	NEW	E 19
WFK 18 G 022	NEW	E 19
WFK 25	NEW	E 20
WFK 25 G	NEW	E 20
WFK 25 GK	NEW	E 20
WFK 25 K	NEW	E 20
WFK 35 012	NEW	E 22
WFK 35 022	NEW	E 22
WFK 35 G	NEW	E 22
WFK 35 GK	NEW	E 22
WFK 35 K	NEW	E 22
WFK 60 01	NEW	E 23
WFK 60 02	NEW	E 23
WFK 60 03	NEW	E 23
WFK 60 K	NEW	E 23
WFK 65	NEW	E 24
WFK 65 K	NEW	E 24
WFKF 20 05	NEW	E 38
WFKF 20 10	NEW	E 38
WFP 09		E 26
WFPK 09		E 25
WFPK 13		E 27
WFQ 25		E 28
WFS 09 18		E 16
WFS 09 23		E 16
WFS 16		E 17
WFS 18		E 18
WFSA 30 38		E 21
WFSA 30 50		E 21
WG 3		E 14
WG 3 P		E 14
WGT 36		E 14
WGT 300		E 14
WK 3		E 14
WK 3 P		E 14
WK 3/4		E 14
WKT 24		E 14
WKT 30		E 14
WKT 36		E 14
WKT 85		E 14
WKT 300		E 14
WLFG 9010 R 25		E 29
WLFG 9010 R 50		E 29
WLFG 9010 R 100		E 29
WLFG 9015 R 25		E 29
WLFG 9015 R 50		E 29
WLFG 9015 R 100		E 29
WLFG 9020 R 25		E 29
WLFG 9020 R 50		E 29
WLFG 9020 R 100		E 29
WLFG S 900 K R 25		E 29
WLFG S 900 K R 50		E 29
WLFG S 900 K R 100		E 29
WLFT 30 015	NEW	E 30
WLFT 30 023	NEW	E 30
WLFT 88 ...		E 32
WLFT 404 ... /		E 31
WLFT 405 .../		
WLFT 414 ...		
WLFT 8926 02	NEW	E 33
WLFT 8926 05	NEW	E 33
WLFT 8926 025	NEW	E 33
WLK 5		E 60
WLK 10		E 60
WLK 30		E 60
WLK 120		E 60
WLK DK 4		E 61
WLK DK 10		E 61
WLK DK 50		E 61
WLK M 4		E 61
WLK M 50		E 61

art. no.		page
WLK P		E 61
WLK SK 50	NEW	E 62
WLK SK M	NEW	E 62
WLP 004		E 58
WLP 035		E 58
WLP 300 S		E 58
WLP 500		E 58
WLP 500 S		E 58
WLPF 05		E 58
WLPF 10		E 58
WLPF 20		E 58
WLPF 50		E 58
WLPF 300 S		E 58
WLPK 3		E 59
WLPK 5		E 59
WLPK 10		E 59
WS 3		E 14
WS 3 M		E 14
WS 3 P		E 14
WS 3/4		E 14
WSC-220		E 14
WSF 08		E 34
WSF 16		E 34
WSF 24		E 34
WSF 32		E 34
WSF 48		E 34
WSF 635		E 34
WSFS 635		E 34
WSI 220 210		E 15
WSI 220 225		E 15
WSI TO 3 PL		E 15
WSI TOP 3 235		E 15
WSI TOP 3 280		E 15
WSM-220		E 14
WST 30		E 14
WST 36		E 14
WST 85		E 14

Index

Aluminium oxide wafers	E 53-54
Heat conductive foam and gel foils	E 34-50
High thermoconducting graphite foils	E 29
Kapton insulator washers	E 51
Mica wafers	E 52
Silicone-free thermal conductive foils	E 25-28
Silicone rubber insulating material for semiconductors	E 13-15
Thermal conductive foil one-sided adhesive	E 30
Thermal conductive paste and thermal interface film	E 55-59
Thermally conductive adhesive	E 60-62
Thermally conductive foil both sides adhesive	E 31-33
Thermally conductive foil made of siliconelastomer	E 16-24

fischer elektronik

Thermal contact materials
Thermal conductive materials
Innovative thermal conductive foils
Efficient thermal conductive materials

Thermal contact materials
- aluminium oxide-, Kapton- and mica discs
- high dielectric strength at very good thermal conductivity
- best mechanical properties
- easy and clean handling
- wide operating temperature range
- cuts and special designs acc. to customer's requirement

Thermal conductive materials
- with high long-term stability and thermal conductivity
- smallest heat transfer resistances
- excellent compensation of unevennesses
- electrical conductive and insulating
- as sheet material or rolled goods
- customised cuts by means of 24 h sample delivery service



Innovative thermal conductive foils
- very good thermal properties
- silicone containing and silicone-free versions
- optimal contacting between device and heat sink
- easy fitting by means of adhesive coating
- 24 h sample cut service
- individual cuts according to customer specifiations

Efficient thermal conductive materials
- fluid GEL thermal conductive material, thermal conductive paste and glue
- optimum balance of roughnesses and unevennesses
- good performance and processing properties
- automatic dispensable
- containing silicone and silicone-free
- other packaging seizes and container types upon request

High quality thermally conductive materials

The connection of the device to be dissipated to the heat sink is especially important as for a poor heat transfer, i.e. from the device to the heatsink, the heat conduction respectively the heat transition is reduced and the device temperature will be significantly increased. Beside functional restrictions an uncontrolled temperature increase or even a device destruction is also possible. An optimal heat transfer can only be achieved if the inevitable tolerances, unevennesses and roughnesses of the surfaces to be connected which occur by production processes will be equalised. Suitable thermal conductive foils matching to the application provide excellent solutions for the thermotechnical contact optimization.

Our wide range of products contains i.e. silicon-containing and silicone-free thermal conductive foils, one sided and double sided adhesive thermal conductive foils, high thermal conductive graphite foils, thermal conductive silicone foam foils, silicone-containing and silicone-free GEL thermal conductive foils, dispensable GEL thermal conductive foils, kapton insulating washers, aluminium oxide and mica washers, phase change thermal conductive materials, silicone-containing and silicone-free thermal conductive pastes as well as various thermal conductive glues.

The different thermal conductive foils can be produced individually out of plate- or roll material according to customer specific drawings. Please also use our **24 hour sample service** for individual cuts of our standard thermal conductive materials according to your specification.

Production process:

Drawing parts with digital cutter

CAD data as a dxf file can be realised directly in ready and zero-toleranced exact cut templates without tooling costs. The outstanding production speed and a cutting technology perfected to the last detail provide an optimal result.

Stamped parts according to customer specific requirements



We produce contour die-cutting according to your drawing specification flexibly and fast for you.
The fully automised punching machine with the associated steel strip blanking die is particularly suitable for smaller, but also for higher quantities. Beside contour- and kiss-cut parts the possibility of cutting roll material to size or machining according to customer's requirements is also given.

The thermal data in the catalogue refers to an area of 1 inch^2 (6.45 cm^2) if not indicated otherwise.

Overview thermally conductive materials

Thermal conductivity [W/m*K]	Material thickness [mm]	page	Thermally conductive foils containing silicone	Silicone-free thermally conductive foils
0.40	0.127	E 31		
0.50	0.15	E 31		
0.50	-	E 58		
0.46 @ 1,6 mm 0.52 @ 3,2 mm	0.8 / 1.6 / 2.4 / 3.2 / 4.8 / 6.35	E 34		
0.60	0.13 / 0.25 / 0.38 / 0.5	E 32		
0.61	-	E 58		
0.836	-	E 60		
0.90	0.127	E 55		
0.90	0.152	E 25		**WFPK 09**
0.90	0.178 / 0.229	E 16	**WFS 09 ...**	
0.90	0.229	E 26		**WFP 09**
0.92	0.2	E 14	**WK ...** (one sided)	
1.00	-	E 61		
1.13	0.2	E 14	**WG ...**	
1.22	0.3	E 14	**WS ...**	
1.30	0.152	E 27		**WFPK 13**
1.43	0.15	E 14	**WB ...**	
1.50	0.114 / 0.127 / 0.140	E 56		
1.50	0.2 / 0.25 / 0.5	E 33		
1.50	0.5 / 1.0 / 1.5 / 2.0 / 2.5 / 3.0 / 3.5 / 4.0 / 4.5 / 5.0	E 36		
1.50	0.508 / 1.016 / 1.524 / 2.032 / 2.54 / 3.175 / 4.064 / 5.08	E 37		
1.50	1.0 / 1.5 / 2.0	E 35		**GEL F 15 (G) ...**
1.60	0.102 / 0.144 / 0.127	E 57		
1.60	0.229	E 17	**WFS 16**	
1.80	0.203	E 18	**WFS 18**	
1.80	0.225	E 19	**WFK 18**	
1.80	-	E 49		
2.00	0.5 / 1.0	E 38		
2.00	0.200	E 55		
2.00	-	E 62		
2.50	0.152	E 28		
2.50	0.225 / 0.25	E 20	**WFK 25**	
2.50	0.5 / 1.0 / 1.5 / 2.0 / 2.5 / 3.0 / 3.5 / 4.0 /4.5 / 5.0	E 39		
2.50	1.0 / 1.5 / 2.0 / 2.5 / 3.0 / 3.5 / 4.0 /4.5 / 5.0	E 40		
3.00	0.15 / 0.23	E 30		
3.00	0.254 / 0.406 / 0.584 / 0.762 / 1.016 / 1.524 / 2.032 / 2.540 / 3.175	E 42		
3.00	0.381 / 0.508	E 21	**WFSA 30 ...**	
3.00	0.508 / 1.016 / 1.524 / 2.032 / 2.54 / 3.175	E 41		
3.50	0.125 / 0.225 / 0.25	E 22	**WFK 35**	
3.50	-	E 50		
4.00	0.25	E 29		
4.50	0.5 / 1.0 / 1.5 / 2.0 / 2.5 / 3.0 / 3.5 / 4.0 /4.5 / 5.0	E 43		

Overview thermally conductive materials

Aluminium and graphite foils	Adhesive thermally conductive foils	GAP Filler thermally conductive foils	GAP Fillers for extreme compressions	Phase Change thermally conductive foils	Thermally conductive pastes	Thermally conductive glues
	WLFT 404 / WLFT 414 (double sided)					
	WLFT 405 (double sided)					
					WLPF ...	
			WSF(S) ...			
	WLFT 88 ... (double sided)					
					WLP ...	
						WLK ...
				FSF 52 P		
						WLK DK ...
				FSF 15 P ...		
	WLFT 8926 ... (double sided)					
		GEL (G) 05-50				
		WFG 15 ...				
				FSF 16 P ...		
			GEL S 18 (liquid)			
		WFKF 20				
				FSF 20 P		
						WLK SK ...
WFQ 25						
		GEL 28 (G) 05 - 50				
			GEL 28 S 05-50			
	WLFT 30 (one sided)					
		WFGF 30 ...				
		WFGH 30 ...				
			GEL S 35 (flüssig)			
WLFG 9020						
		GEL 45 (G) 05-50				

Overview thermally conductive materials

Thermal conductivity [W/m*K]	Material thickness [mm]	page	Thermally conductive foils containing silicone	Silicone-free thermally conductive foils
5.00	0.508 / 1.016 / 1.524 / 2.032 / 2.54 / 3.175	E 44		
5.50	0.15	E 29		
6.00	0.1 / 0.2 / 0.225 / 0.3	E 23	**WFK 60**	
6.00	0.2	E 29		
6.00	0.5 / 1.0 / 1.5 / 2.0 / 2.5	E 45		
6.00	1.5 / 2.0 / 2.5	E 47		
6.50	0.25 / 0.275	E 24	**WFK 65**	
7.50	0.175	E 29		
10.00	-	E 59		
13.00	0.3 / 0.5 / 1.0 / 1.5 / 2.0 / 2.5 / 3.0	E 46		
13.00	0.5 / 1.0 / 1.5 / 2.0	E 48		

Overview thermally conductive materials

Aluminium and graphite foils	Adhesive thermally conductive foils	GAP Filler thermally conductive foils	GAP Fillers for extreme compressions	Phase Change thermally conductive foils	Thermally conductive pastes	Thermally conductive glues
		WFGH 50 ...				
WLFG 9010						
WLFG 9015						
		GEL 60 (G) 05-50				
			GEL 60 S ...			
WLFG S 900 K						
					WLPK ...	
		GEL 80 (G) 03-30				
			GEL 130 S ...			

Thermal conductive foils for semiconductors

– other thermal conductive materials and cuts according to to customer's specifications

art. no.	page	thermal conductivity [W/m·k]	material thickness [mm]	type
WFQ 25 ...	E 28	2.5	0.152	aluminium foil
WLFG 9010 ... **WLFG 9015 ...** **WLFG 9020 ...** **WLFG S 900 K**	E 29 E 29 E 29 E 29	5.5 6.0 4.0 7.5	0.150 0.200 0.250 0.175	graphite foil
FSF 15 P 011 **FSF 15 P 012** **FSF 15 P 014** **FSF 20 P**	E 56 E 56 E 56 E 55	1.5 1.5 1.5 2.0	0.114 0.127 0.140 0.200	phase-change thermal conductive foil

Order example

WLFG 9010	**54 x 94**
Thermally conductive foil	**dimension**

Thermal conductive foils for semiconductors

IGBT

dimension [mm]	blanks	manufacturer	component
34 x 94	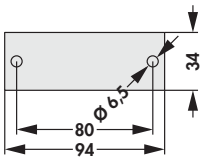	Infineon MCC IXYS Semikron	Int-A-Pak (New) / 34mm Module MF … F2 / MT … T2 / MD … D2 Y4-M6 SEMITRANS 2 / SEMIPACK 2
45 x 108	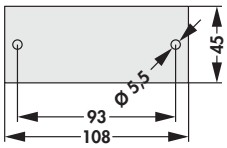	Infineon IXYS	Econo 2 / Econo PIM 2 / Econo PACK 2 / Econo BRIDGE / Iso PACK 2 E2-Pack
54 x 94	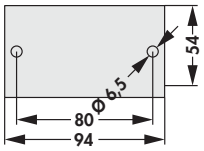	Infineon MCC IXYS Semikron	MTC / Iso PACK 54 MD … M3 / MD … M5 PWS-E Flat / PWS-E SEMIPOINT 4
62 x 107	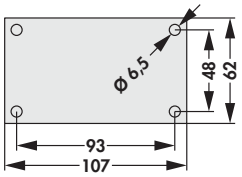	Infineon MCC IXYS Semikron	Dual Int-A-Pak / 62 mm Module MT … L2 E3-Pack SEMITRANS 3 / SEMITRANS 4
62 x 122	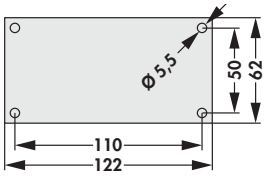	Infineon IXYS Semikron	Econo 3 / Econo DUAL + / Econo PIM 3 / Econo PACK 3 SimBus F SEMIX 3p / SEMIX 3Ip
73 x 140	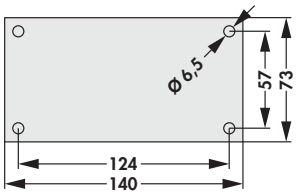	Infineon	IHV
130 x 140	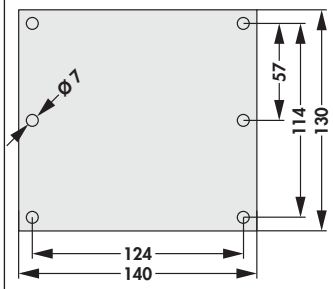	Infineon	IHM / IHV
140 x 190	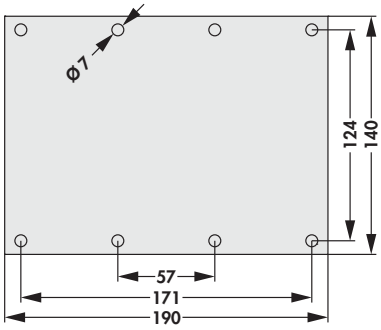	Infineon	IHM / IHV

Thermal conductive foils for semiconductors

DC/DC converter

dimension [mm]	blanks	component
36.9 x 58	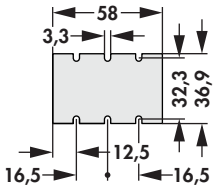	Micro DC/DC-converter
55.9 x 58	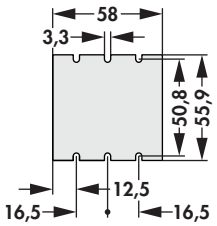	Mini DC/DC-converter
55.9 x 117	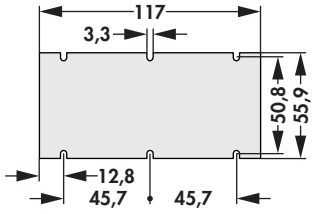	Maxi DC/DC-converter

Solid State Relais

dimension [mm]	blanks	component
45 x 57	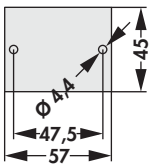	SSR 1
73.5 x 104.5	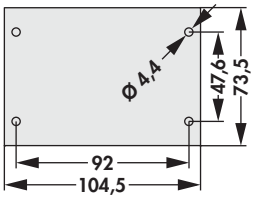	SSR 2
17 x 38.1	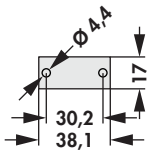	SSR 3
34 x 94	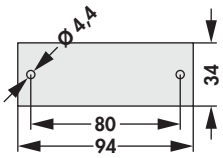	SSR 4

Thermal conductive foils for LED

– other thermal conductive materials and cuts according to to customer's specifications

art. no.	page	thermal conductivity [W/m·k]	material thickness [mm]	type
WFQ 25 ...	E 28	2.5	0.152	aluminium foil
WLFG 9010 ... **WLFG 9015 ...** **WLFG 9020 ...** **WLFG S 900 K**	E 29 E 29 E 29 E 29	5.5 6.0 4.0 7.5	0.150 0.200 0.250 0.175	graphite foil
WLFT 404 **WLFT 405** **WLFT 8805** **WLFT 8810** **WLFT 8815** **WLFT 8820** **WLFT 8926**	E 31 E 31 E 32 E 32 E 32 E 32 E 33	0.4 0.5 0.6 0.6 0.6 0.6 1.5	0.127 0.150 0.130 0.250 0.380 0.500 0.2 / 0.25 / 0.5	double-sided adhesive thermal conductive foil
WLFT 30	E 30	3.0	0.15 / 0.23	one-side adhesive thermal conductive foil
FSF 15 P 011 **FSF 15 P 012** **FSF 15 P 014** **FSF 20 P**	E 56 E 56 E 56 E 55	1.5 1.5 1.5 2.0	0.114 0.127 0.140 0.200	phase-change thermal conductive foil

Order example

WLFT 8810	20 x 24
Thermally conductive foil	dimension

Thermal conductive foils for LED

dimension [mm]	blanks	manufacturer	LED package
12 x 15	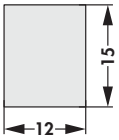	Lumileds Luxeon Sharp Nichia LG Innotec	CoB 1202S Mini ZENIGATA / GW6BMG / GW6BGG / GW6BMW / GW6BGW / GW6NGW NTCWT / NTCWS / NVNWS / NJCWS LEMWM12480 / LEMWM12490
13.35 x 13.35	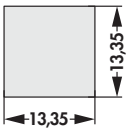	Cree Seoul Semiconductor	CXA13XX / CXB13XX SAW 806 / SAW810 / SAW906 / SAW910
13.5 x 13.5	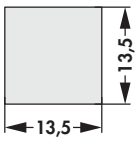	Citizen	CLU026 / CLU027 / CLU028 / CLU700 / CLU701
15 x 15	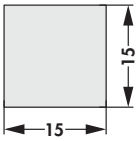	Osram	Soleriq P9
15.85 x 15.85	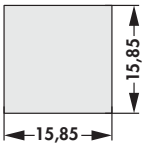	Cree	CXA15XX / CXB15XX
16 x 19	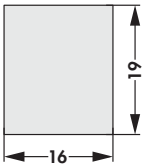	Lumileds Luxeon Nichia LG Innotec	CoB 1202 / CoB 1203 NFCWL / NVEWL / NVCWL LEMWM19480 / LEMWM19490 / LEMWM19680 / LEMWM19690
17.85 x 17.85	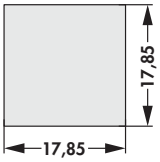	Cree	CXA18XX / CXB18XX
18 x 18	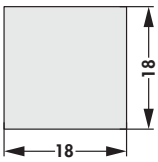	Osram	Soleriq S13
19 x 19	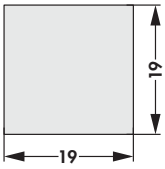	Citizen Seoul Semiconductor	CLU036 / CLU038 / CLU710 / CLU711 / CLU720 / CLU721 SAW815 / SAW915
20 x 24	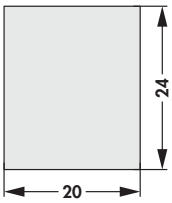	Lumileds Luxeon Sharp LG Innotec	CoB1204 / CoB1205 / CoB1208 Mini ZENIGATA / GW6DMB / GW6DGB / GW6DMC / GW6DGC / GW6DMD / GW6DGD / GW6DME / GW6DGE / GW6TGB / Tiger ZENIGATA / GW6TGC LEMWM24780 / LEMWM24790 / LEMWM24980 / LEMWM24990 / LEMWM24B80 / LEMWM24B90

Thermal conductive foils for LED

dimension [mm]	blanks	manufacturer	LED package
23.85 x 23.85	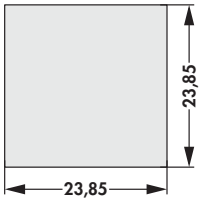	Cree	CXA25XX / CXB25XX
24 x 24	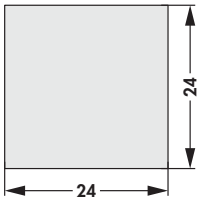	Osram	Soleriq S19
27.35 x 27.35	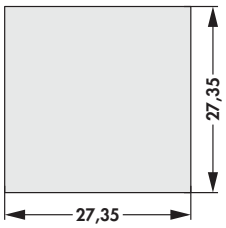	Cree	CXA30XX / CXB30XX
28 x 28	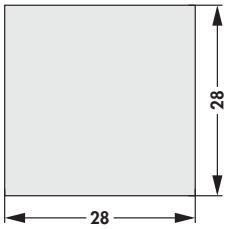	Lumileds Luxeon Citizen Seoul Semiconductor LG Innotec	CoB 1211 CLU046 / CLU048 / CLU731 SAW822 / SAW922 LEMWM28D80 / LEMWM28D90 / LEMWM28E80 / LEMWM28E90
34.85 x 34.85	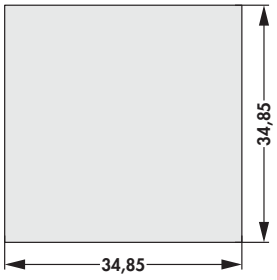	Cree	CXA35XX / CXB35XX / CXA2Studio
38 x 38	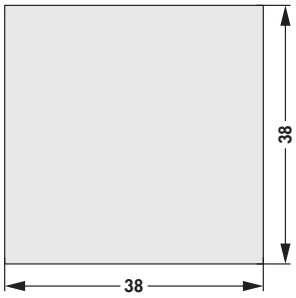	Citizen Seoul Semiconductor Nichia	CLU056 / CLU058 / CLU550 SAW833 / SAW933 NFEWH

fischer elektronik

Silicone rubber insulating material for semiconductors

– other cuttings on request

TO 3

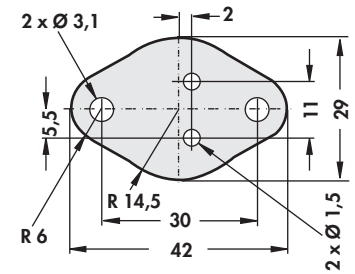

TO 3 M

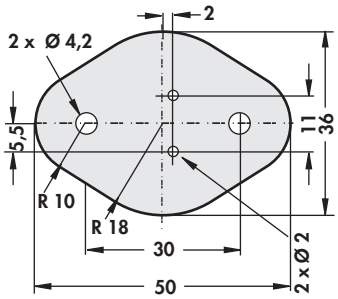

TO 3/4

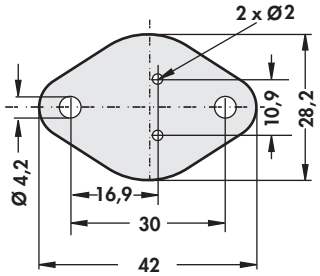

TOP 3

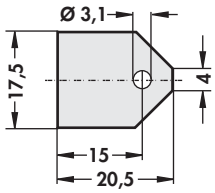

TOP 3/1

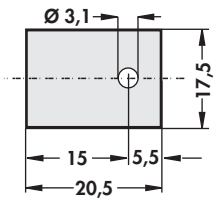

TOP 3 PF

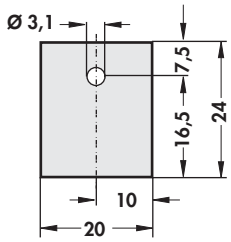

TO 218

Multiwatt

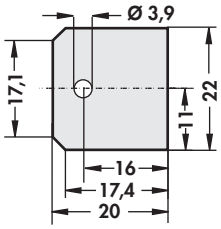

TO 220

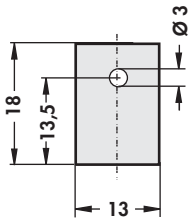

TO 247

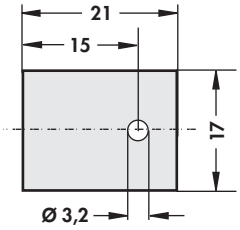

TO 247/1

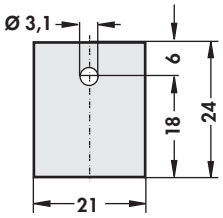

TO 3158

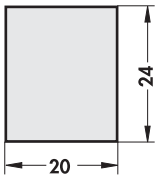

4 x TO220

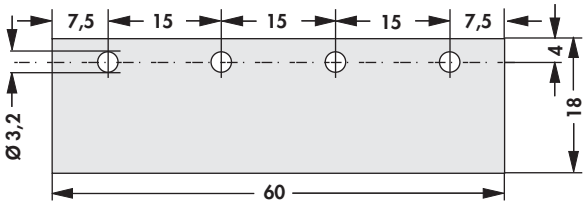

TO 126

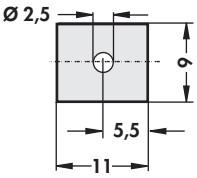

SOT 32

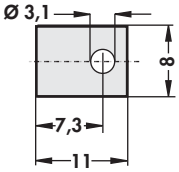

TO 3159

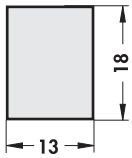

Silicone rubber insulating material for semiconductors

foil type	foil WS	foil WG	foil WK	foil WB
material	silicone foil, standard	silicone foil, GF reinforced	silicone foil, GF reinforced, one side self-adhesive	silicone foil, GF reinforced
washer				
TO-3	**WS 3**	**WG 3**	**WK 3**	**WB 3**
TO-3 M	**WS 3 M**			
TO-3/4	**WS 3/4**		**WK 3/4**	
TO-3 PF	**WS 3 P**	**WG 3 P**	**WK 3 P**	**WB 3 P**
3158	**WS 3158**		**WK 3158**	**WB 3158**
TOP 3	**WS TOP 3**			
TOP 3/1	**WS TOP 3/1**		**WK TOP 3/1**	
TO 218 (Multiwatt)		**WG 218**		
TO 247	**WS 247**		**WK 247**	
TO 220	**WS 220**	**WG 220**	**WK 220**	**WB 220**
4 X TO 220	**WS 4 220**			
3159	**WS 3159**		**WK 3159**	**WB 3159**
TO 126			**WK 126**	
SOT 32			**WK 32**	
TO 247/1	**WS 247/1**			
insulating tube				
TO-220 Ø 11 mm, length 25 mm	**WSC-220**			
TO-3 PF Ø 13.5 mm, length 25 mm	**WSC-3 P**			
TO-247 Ø 14.5 mm, length 30 mm	**WSC-247**			
insulating tube as meterpiece				
TO-220 Ø 11 mm	**WSM-220**			
TO-3 PF Ø 13.5 mm	**WSM-3 P**			
tape material (width)				
24 mm			**WKT 24**	
30 mm	**WST 30**		**WKT 30**	**WBT 30**
36 mm	**WST 36**	**WGT 36**	**WKT 36**	**WBT 36**
85 mm	**WST 85**		**WKT 85**	
300 mm		**WGT 300**	**WKT 300**	**WBT 300**

	Foil WS	**Foil WS**	**Foil WS**	**Foil WS**	**Foil WG**	**Foil WG**	**Foil WK**	**Foil WK**	**Foil WB**	**Foil WB**
colour	green								brown	
material thickness	0.3 mm $^{+0.1/-0}$				0.2 mm $^{+0.02/-0.04}$				0.15 mm $^{+0.02/-0.04}$	
thermal resistance	0.4 K/W				0.42 K/W		0.45 K/W		0.34 K/W	
hardness	75 Shore A				87 Shore A				90 Shore A	
thermal conductivity	1.22 W/m·K				1.13 W/m·K		0.92 W/m·K		1.43 W/m·K	
temperature range	-60°C... +180°C									
insulation resistance	$2.9 \cdot 10^{15}$ Ω·cm				$5.7 \cdot 10^{15}$ Ω·cm				$1.6 \cdot 10^{15}$ Ω·cm	
elongation	100 %				2 %				4 %	
dielectric strength	10 kV				6.5 kV				3 kV	
class of inflammability	UL 94 V-0									
type of delivery	washer	insulating tube	insulating tube as meterpiece	tape material (width)	washer	tape material (width)	washer	tape material (width)	washer	tape material (width)

Insulating caps

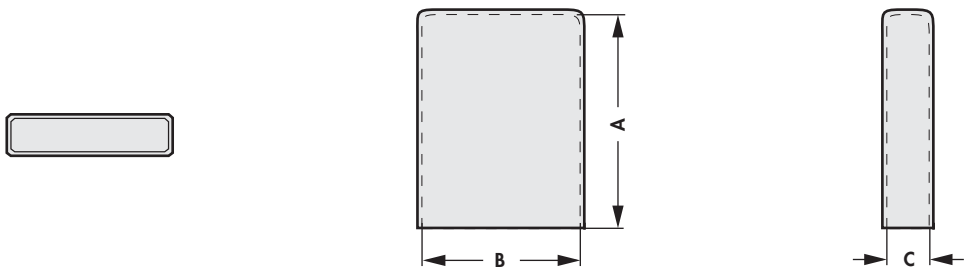

art. no.	type	dim. [mm] A	B	C
WSI 220 225	TO 220	22.5	11	5.0
WSI TOP 3 280	TO 3 PL/TO 247	28.0	16	
WSI 220 210	TO 220	21.0	11	
WSI TOP 3 235	TOP 3	23.5	18	
WSI TO 3 PL	TO 3 PL/TO 247	34.0	22	5.5

	Foil WSI 0.3 mm	**Foil WSI 0.9 mm**
colour	green	
material thickness	0.3 mm $^{+0.1/-0}$	0.9 mm $^{+0.15/-0.1}$
thermal resistance	0.4 K/W	0.96 K/W
hardness	75 Shore A	
thermal conductivity	1.22 W/m·K	
temperature range	-60°C... +180°C	
insulation resistance	$2.9 \cdot 10^{15}$ Ω·cm	
elongation	100 %	
dielectric strength	10 kV	15 kV
class of inflammability	UL 94 V-0	
type of delivery	insulating caps	

Thermally conductive foil made of siliconelastomer



- silicone foil with glass fibre reinforcement
- free from toxic substances
- very good thermal and mechanical properties
- one-sided or double-sided adhesive layer upon request
- cuts and contours according to customer specific drawing specifications

art. no.	material thickness [mm]	**art. no.**	material thickness [mm]
WFS 09 18	0.178	**WFS 09 23**	0.229

	WFS 09 18	**WFS 09 23**
version	silicone foil with glass fibre reinforcement	
colour	grey	
hardness	85 Shore A	
thermal conductivity	0.9 W/m·K	
temperature range	-60°C... +180°C	
elongation	54 %	
volume resistance	10^{11} Ω·m	
dielectric constant	5.5 [1 kHz]	
tear strength	3,000 psi	
tensile strength	5 kN/m	
dielectric strength	3.5 kV	4.5 kV
class of inflammability	UL 94 V-0	
type of delivery	rolled goods, roll width 300mm/ cuttings on customer's requirement	

Thermal resistances vs. contact pressure / surface TO 220					
pressure [psi]	10	25	50	100	200
thermal resistance WFS 09 18 [K/W]	6.62	5.93	5.14	4.38	3.61
thermal resistance WFS 09 23 [K/W]	8.51	7.62	6.61	5.63	4.64
thermal impedance WFS 09 18 [K-cm²/W]	11.37	8.87	7.06	5.12	3.37
thermal impedance WFS 09 23 [K-cm²/W]	14.62	11.43	9.06	6.56	4.31

fischer elektronik

Thermally conductive foil made of siliconelastomer

- very good suitable for low tightening torques or spring applications
- good electrical insulating properties
- optimal contacting between device and heatsink
- one-sided adhesive layer upon request
- cuts and contours according to customer specific drawing specifications

art. no.	material thickness [mm]
WFS 16	0.229

	WFS 16
version	silicone foil with glass fibre reinforcement
colour	pink
hardness	92 Shore A
thermal conductivity	1.6 W/m·K
temperature range	-60°C... +180°C
elongation	20 %
volume resistance	10^{10} Ω·m
dielectric constant	6 [1 kHz]
tear strength	1,300 psi
dielectric strength	5.5 kV
class of inflammability	UL 94 V-0
type of delivery	rolled goods, roll width 300mm/ cuttings on customer's requirement

Thermal resistances vs. contact pressure / surface TO 220					
pressure [psi]	10	25	50	100	200
thermal resistance WFS 16 [K/W]	3.96	3.41	2.90	2.53	2.32
thermal impedance WFS 16 [K-cm²/W]	5.93	4.68	3.81	2.93	2.56

Thermally conductive foil made of siliconelastomer



- silicone material with glass fibre reinforcement
- optimal contacting between device and heatsink
- simplified mounting by means of double-sided adhesive layer
- automatic assembling possible
- cuts and contours according to customer specific drawing specifications

art. no.	material thickness [mm]
WFS 18	0.203

	WFS 18
version	silicone foil with glass fibre reinforcement
colour	blue
hardness	75 Shore A
thermal conductivity	1.8 W/m·K
temperature range	-60°C... +180°C
elongation	22 %
volume resistance	10^{11} Ω·m
dielectric constant	6.1 [1 kHz]
tear strength	238 psi
tensile strength	0,34 kN/m
dielectric strength	3 kV
class of inflammability	UL 94 V-0
type of delivery	rolled goods, roll width 250mm/ cuttings on customer's requirement

Thermal resistances vs. contact pressure / surface TO 220					
pressure [psi]	10	25	50	100	200
thermal resistance WFS 18 [K/W]	1.54	1.52	1.51	1.49	1.46
thermal impedance WFS 18 [K-cm²/W]	2.31	1.75	1.43	1.31	1.25

fischer elektronik

Thermally conductive foil made of siliconelastomer



- silicone foil with high temperature range
- self-adhesive properties
- high mechanical stability
- with adhesive coating and adhesive film upon request
- cuts and contours according to customer's drawing specifications

art. no.	material thickness [mm]
WFK 18	0.225
WFK 18 G 022	

	WFK 18	**WFK 18 G 022**
version	silicone foil without glass fibre reinforcement, one-sided protection foil	silicone foil with glass fibre reinforcement, one-sided protection foil
colour	lime-green	
hardness	65 - 75 Shore A	
thermal conductivity	1.8 W/m·K	
thermal resistance	0.32 K/W	0.5 K/W
temperature range	-60°C ... +250°C	
density	2,29 g/cm^3	
elongation	75 %	
volume resistance	2,5·10^{11} Ω·m	
dielectric constant	2.9 [1 kHz]	
tensile strength	2 N/mm^2	7,5 N/mm^2
dielectric strength	8 kV	
class of inflammability	UL 94 V-0	
type of delivery	plates, usable area 300x250mm/ other dimensions upon request	

Thermal resistances vs. contact pressure				
pressure [psi]	**7.25**	**29**	**58**	**87**
thermal resistance WFK 18 [K/W]	0.50	0.42	0.37	0.33
thermal impedance WFK 18 [K-cm²/W]	1.75	1.38	1.25	1.18

Thermally conductive foil made of siliconelastomer

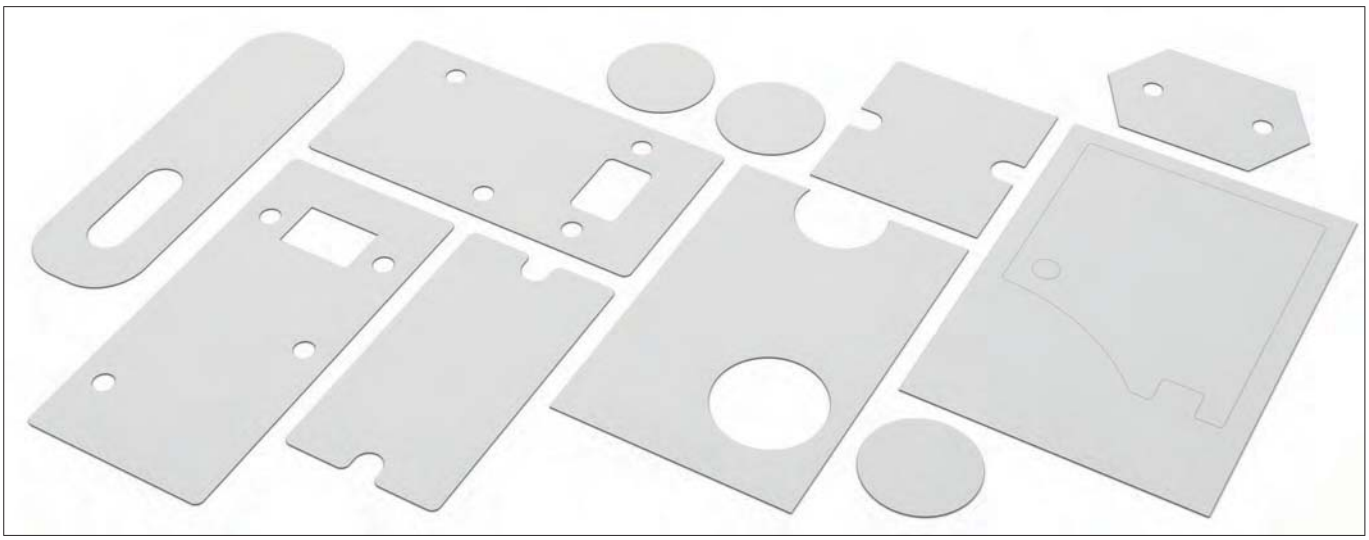

- silicone foil with very good thermal properties
- good electrical insulation
- optionally with glass fibre reinforcement and adhesive coating
- easy handling and use
- cuts and contours according to customer's drawing specifications

art. no.	material thickness [mm]
WFK 25	0.225
WFK 25 G	
WFK 25 GK	0.250
WFK 25 K	

	WFK 25	WFK 25 G	WFK 25 GK	WFK 25 K
version	silicone foil without glass fibre reinforcement, one-sided protection foil	silicone foil with glass fibre reinforcement, one-sided protection foil	silicone foil with glass fibre reinforcement and one-sided adhesive layer, one-sided protection foil	silicone foil without glass fibre reinforcement and one-sided adhesive layer, one-sided protection foil
colour	white			
hardness	70 - 80 Shore A			
thermal conductivity	2.5 W/m·K			
thermal resistance	0,22 K/W	0,25 K/W	0,3 K/W	0,265 K/W
temperature range	-60°C ... +250°C			
density	2,33 g/cm³			
elongation	31 %			
volume resistance	$2{,}5 \cdot 10^{11}$ Ω·m			
dielectric constant	3 [1 kHz]			
tensile strength	1,5 N/mm²	7,5 N/mm²		1,5 N/mm²
dielectric strength	1,5 kV			
class of inflammability	UL 94 V-0			
type of delivery	plates, usable area 300x250mm/ other dimensions upon request		plates, usable area 300x235mm/ other dimensions upon request	

Thermal resistances vs. contact pressure				
pressure [psi]	**7.25**	**29**	**58**	**87**
thermal resistance WFK 25 [K/W]	0.38	0.33	0.30	0.27
thermal impedance WFK 25 [K-cm²/W]	1.13	1.00	0.92	0.83

fischer elektronik

Thermally conductive foil made of siliconelastomer



- silicone-foil with very good thermal properties
- excellent insulating properties
- simple and stable handling by means of glass fibre carrier material
- one-sided adhesive layer upon request
- cuts and contours according to customer specific drawing specifications

art. no.	material thickness [mm]	art. no.	material thickness [mm]
WFSA 30 38	0.381	**WFSA 30 50**	0.508

	WFSA 30
version	silicone foil with glass fibre reinforcement
colour	white
hardness	90 Shore A
thermal conductivity	3 W/m·K
temperature range	-60°C ... +200°C
volume resistance	10^{11} Ω·m
dielectric constant	7 [1 kHz]
heat capacity	1 J/g·K
dielectric strength	4 kV
class of inflammability	UL 94 V-0
type of delivery	rolled goods, roll width 250mm/ cuttings on customer's requirement

Thermal resistances vs. contact pressure / surface TO 220					
pressure [psi]	10	25	50	100	200
thermal resistance WFSA 30 38 [K/W]	2.05	1.94	1.86	1.79	1.72
thermal impedance WFSA 30 38 [K-cm²/W]	3.31	2.50	2.00	1.75	1.62

Thermally conductive foil made of siliconelastomer

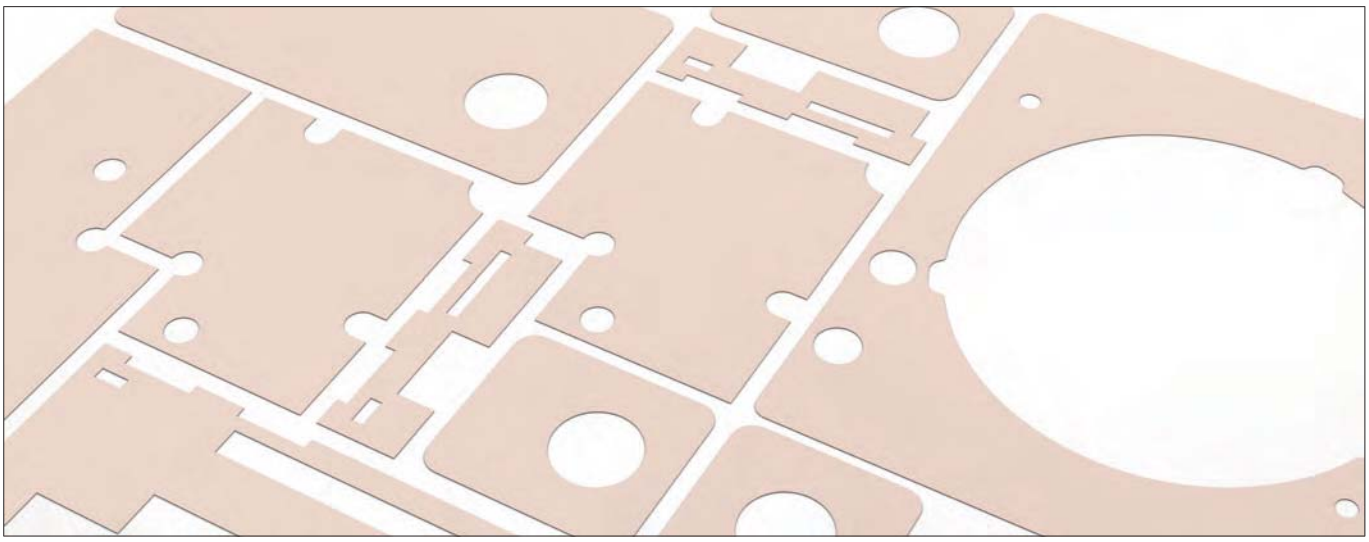

- silicone foil with very good thermal properties
- good electrical insulation
- optionally with glass fibre reinforcement and adhesive coating
- easy handling and use
- cuts and contours according to customer's drawing specifications

art. no.	material thickness [mm]
WFK 35 012	0.125
WFK 35 022	0.225
WFK 35 G	
WFK 35 GK	0.250
WFK 35 K	

	WFK 35	**WFK 35 G**	**WFK 35 GK**	**WFK 35 K**
version	silicone foil without glass fibre reinforcement, one-sided protection foil	silicone foil with glass fibre reinforcement, one-sided protection foil	silicone foil with glass fibre reinforcement and one-sided adhesive layer, one-sided protection foil	silicone foil without glass fibre reinforcement and one-sided adhesive layer, one-sided protection foil
colour	pink			
hardness	70 - 80 Shore A			
thermal conductivity	3.5 W/m·K			
thermal resistance	0.16 K/W	0.22 K/W	0.27 K/W	0.26 K/W
temperature range	-60°C ... +250°C			
density	1,97 g/cm³			
elongation	25 %			
volume resistance	$1{,}3 \cdot 10^{14}$ Ω·m			
dielectric constant	2.3 [1 kHz]			
tensile strength	1,3 N/mm²	10 N/mm²		1,3 N/mm²
dielectric strength	1,5 kV			
class of inflammability	UL 94 V-0			
type of delivery	plates, usable area 300x250mm/ other dimensions upon request		plates, usable area 300x235mm/ other dimensions upon request	

Thermal resistances vs. contact pressure				
pressure [psi]	**7.25**	**29**	**58**	**87**
thermal resistance WFK 35 [K/W]	0.25	0.21	0.17	0.15
thermal impedance WFK 35 [K-cm²/W]	0.94	0.81	0.75	0.56

fischer elektronik

Thermally conductive foil made of siliconelastomer



- silicone foil ceramic filled
- very good mechanical properties
- high thermal conductivity for smallest heat transfer resistances
- adhesive coating for easy handling
- cuts and contours according to customer's drawing specifications

art. no.	material thickness [mm]
WFK 60 01	0.100
WFK 60 02	0.200
WFK 60 03	0.300
WFK 60 K	0.225

	WFK 60	WFK 60 K
version	silicone foil without glass fibre reinforcement, one-sided protection foil	silicone foil with adhesive layer, one-sided protection foil
colour	light blue	
hardness	70 - 85 Shore A	
thermal conductivity	6 W/m·K	
thermal resistance	0,082 K/W	
temperature range	-40°C... +125°C	
density	1,46 g/cm^3	
elongation	150 %	
volume resistance	$2 \cdot 10^{11}$ Ω·m	
dielectric constant	3.1 [1 kHz]	
tensile strength	2 N/mm^2	
dielectric strength	4 kV	
class of inflammability	UL 94 V-0	
type of delivery	plates, usable area 300x235mm/ other dimensions upon request	plates, usable area 300x230mm/ other dimensions upon request

Thermal resistances vs. contact pressure				
pressure [psi]	**7.25**	**29**	**58**	**87**
thermal resistance WFK 60 [K/W]	0.24	0.16	0.12	0.09
thermal impedance WFK 60 [K-cm^2/W]	0.88	0.56	0.38	0.31

Thermally conductive foil made of siliconelastomer



- silicone foil with excellent thermal conductivity
- very good electrical properties
- adhesive coating for easy assembly handling
- particularly suitable for high-performance applications
- cuts and contours according to customer's drawing specifications

art. no.	material thickness [mm]
WFK 65	0.250
WFK 65 K	0.275

	WFK 65	**WFK 65 K**
version	silicone foil without glass fibre reinforcement, one-sided protection foil	silicone foil with adhesive layer, one-sided protection foil
colour	red	
hardness	60 - 70 Shore A	
thermal conductivity	6,5 W/m·K	
thermal resistance	0,09 K/W	
temperature range	-40°C... +200°C	
density	1,23 g/cm^3	
elongation	2 %	
volume resistance	$2 \cdot 10^{14}$ Ω·m	
dielectric constant	2.4 [1 kHz]	
tensile strength	13 N/mm^2	
dielectric strength	1 kV	
class of inflammability	UL 94 V-0	
type of delivery	plates, usable area 300x250mm/ other dimensions upon request	plates, usable area 300x235mm/ other dimensions upon request

Thermal resistances vs. contact pressure				
pressure [psi]	**7.25**	**29**	**58**	**87**
thermal resistance WFK 65 [K/W]	0.18	0.12	0.10	0.08
thermal impedance WFK 65 [K-cm^2/W]	0.68	0.50	0.39	0.31

fischer elektronik

Silicone-free thermal conductive foils



- thermal conductive foil based on polyester
- particularly suitable for silicone-free applications
- very good insulating properties
- one-sided adhesive layer upon request
- cuts and contours according to customer specific drawing specifications

art. no.	material thickness [mm]
WFPK 09	0.152

	WFPK 09
version	kapton carrier foil with ceramic filled polyester resin double-sided fully coated
colour	brown
hardness	90 Shore A
thermal conductivity	0.9 W/m·K
temperature range	-20°C... +150°C
elongation	40 %
volume resistance	10^{12} Ω·m
dielectric constant	5 [1 kHz]
tear strength	5,000 psi
tensile strength	5 kN/m
dielectric strength	6 kV
class of inflammability	UL 94 V-0
type of delivery	rolled goods, roll width 292mm/ cuttings on customer's requirement

Thermal resistances vs. contact pressure / surface TO 220					
pressure [psi]	**10**	**25**	**50**	**100**	**200**
thermal resistance WFPK 09 [K/W]	5.64	5.04	4.34	3.69	3.12
thermal impedance WFPK 09 [K-cm²/W]	9.68	7.56	5.93	4.37	2.87

Silicone-free thermal conductive foils



- thermal conductive foil based on polyester
- particularly suitable for silicone-free applications
- very good thermal and mechanical properties
- simplified mounting by means of adhesive layers upon request
- cuts and contours made of sheet or roll material as per your specifications

art. no.	material thickness [mm]
WFP 09	0.229

	WFP 09
version	glass fibre-carrier foil with ceramic filled polyester resin double-sided fully coated
colour	brown
hardness	90 Shore A
thermal conductivity	0.9 W/m·K
temperature range	-20°C... +150°C
elongation	10 %
volume resistance	10^{11} Ω·m
dielectric constant	5.5 [1 kHz]
tear strength	7,000 psi
tensile strength	18 kN/m
dielectric strength	2.5 kV
class of inflammability	UL 94 V-0
type of delivery	rolled goods, roll width 300mm/ cuttings on customer's requirement

Thermal resistances vs. contact pressure / surface TO 220					
pressure [psi]	10	25	50	100	200
thermal resistance WFP 09 [K/W]	5.85	5.61	5.13	4.59	4.12
thermal impedance WFP 09 [K-cm²/W]	10.12	8.43	7.06	5.37	3.81

fischer elektronik

Silicone-free thermal conductive foils

- thermal conductive foil for silicone-free applications
- thermal conductive foil based on polyester
- very good insulating properties
- one-sided adhesive layer upon request
- cuts and contours according to customer specific drawing specifications

art. no.	material thickness [mm]
WFPK 13	0.152

	WFPK 13
version	kapton carrier foil with ceramic filled polyester resin double-sided fully coated
colour	yellow
hardness	90 Shore A
thermal conductivity	1.3 W/m·K
temperature range	-20°C... +150°C
elongation	40 %
volume resistance	10^{12} Ω·m
dielectric constant	3.7 [1 kHz]
tear strength	5,000 psi
tensile strength	5 kN/m
dielectric strength	6 kV
class of inflammability	UL 94 V-0
type of delivery	rolled goods, roll width 292mm/ cuttings on customer's requirement

Thermal resistances vs. contact pressure / surface TO 220					
pressure [psi]	10	25	50	100	200
thermal resistance WFPK 13 [K/W]	3.76	3.35	2.75	2.30	2.03
thermal impedance WFPK 13 [K-cm²/W]	6.50	5.00	3.75	2.68	1.88

Thermal conductive foil made of aluminium

- double-sided coated aluminium foil
- good replacement for thermal pastes
- electroconductive with wide temperature range
- low heat-transmission resistance between device and heatsink
- cuts and contours according to customer specific drawing specifications

art. no.	material thickness [mm]
WFQ 25	0.152

	WFQ 25
version	aluminium foil with double-sided coating
colour	black
hardness	93 Shore A
thermal conductivity	2.5 W/m·K
temperature range	-60°C... +180°C
volume resistance	10^2 Ω·m
dielectric strength	electrically conductive
class of inflammability	UL 94 V-0
type of delivery	rolled goods, roll width 300mm/ cuttings on customer's requirement

Thermal resistances vs. contact pressure / surface TO 220					
pressure [psi]	10	25	50	100	200
thermal resistance WFQ 25 [K/W]	2.44	1.73	1.23	1.05	0.92
thermal impedance WFQ 25 [K-cm²/W]	3.25	1.88	1.38	0.94	0.75

fischer elektronik

High thermoconducting graphite foils



- high-compressed anisotropic natural graphite
- very good thermal characteristics
- optimal for heat spreading
- high operating temperature range
- different material thicknesses and coatings upon request
- customer specified cuttings and stampings acc. to drawing

art. no.	B [mm]	art. no.	B [mm]
WLFG 9010 R 25	25	**WLFG 9020 R 25**	25
WLFG 9010 R 50	50	**WLFG 9020 R 50**	50
WLFG 9010 R 100	100	**WLFG 9020 R 100**	100
WLFG 9015 R 25	25	**WLFG S 900 K R 25**	25
WLFG 9015 R 50	50	**WLFG S 900 K R 50**	50
WLFG 9015 R 100	100	**WLFG S 900 K R 100**	100

	WLFG 9010	**WLFG 9015**	**WLFG 9020**	**WLFG S 900 K**
version	base film made of graphite, electrically conductive	graphite foil, electrically conductive		
version		adherent layer on one side		
material thickness	0.15 mm	0.2 mm	0.25 mm	0.175 mm
colour	dark gray			
density	1 g/cm³			<1.6 g/cm³
hardness	30 Shore D			
temperature range	-40°C... +500°C			
thermal resistance	0,09 K/W	0,07 K/W	0,23 K/W	0,08 K/W
thermal conductivity z (x/y)	5.5 (55) W/m·K	6 (55) W/m·K	4 (55) W/m·K	7.5 (<450) W/m·K
specific thermal resistance	36°C mm²/W	28.8°C mm²/W	72°C mm²/W	34°C mm²/W
tear strength	5.5 N/mm²	6 N/mm²	5.5 N/mm²	10 N/mm²
elongation at break	10 %			5 %
class of inflammability	UL 94 V-0			
type of delivery	sold by the meter			

Thermal conductive foil one-sided adhesive



- one-side adhesive thermal conductive foil
- glass fibre reinforced design
- very good thermal conductivity
- simple handling and mounting
- cuts and contours according to customer's drawing specifications

art. no.	material thickness [mm]
WLFT 30 015	0.15
WLFT 30 023	0.23

	WLFT 30 015	**WLFT 30 023**
version	silicone foil with glass fibre reinforcement	
colour	green	
hardness	80 Shore A	
thermal conductivity	3 W/m·K	
temperature range	-60°C ... +200°C	
elongation	5 %	
volume resistance	$>10^{11}\Omega\cdot$cm	
dielectric constant	6 [1 kHz]	
tear strength	1 N/mm^2	
dielectric strength	4 kV	6 kV
class of inflammability	UL 94 V-0	
type of delivery	plates, usable area 300x200mm/ other dimensions upon request	

fischer elektronik

Thermally conductive foil both sides adhesive



- good thermal charactaristics
- double-sided adhesive layers
- replaces mechanical fastenings
- cuttings and cut-outs upon request

art. no.	B [mm]	type of delivery	art. no.	B [mm]	type of delivery
WLFT 404 R25	25	sold by the meter	**WLFT 414 R100**	100	sold by the meter
WLFT 404 R50	50		**WLFT 414 R200**	200	
WLFT 404 R100	100		**WLFT 405 R25**	25	
WLFT 404 R200	200		**WLFT 405 R50**	50	
WLFT 414 R25	25		**WLFT 405 R100**	100	
WLFT 414 R50	50		**WLFT 405 R200**	200	

art. no.	dimensions [mm]	type of delivery	art. no.	dimensions [mm]	type of delivery
WLFT 404 100x100	100x100	plate	**WLFT 414 200x200**	200x200	plate
WLFT 404 100x200	100x200		**WLFT 405 100x100**	100x100	
WLFT 404 200x200	200x200		**WLFT 405 100x200**	100x200	
WLFT 414 100x100	100x100		**WLFT 405 200x200**	200x200	
WLFT 414 100x200	100x200				

	WLFT 404	**WLFT 414**	**WLFT 405**
version	insulating, double sided adhesive		non insulating, double-sided adhesive
material thickness	0.127 mm $^{\pm 0.03}$		0.15 mm $^{\pm 0.03}$
material filling	polyimide (Kapton MT) 0.025mm		aluminium foil 0.05mm
glue layer	acrylate (pressure sensitive) double-sided		
colour	blue		
thermal conductivity	0.4 W/m·K		0.5 W/m·K
specific thermal resistance	3.7°C cm²/W		3.4°C cm²/W
holding force (overlapping)	0.86 MPa	0.69 MPa	0.93 MPa
holding force (shear force)	**Al** 25°C 0.897 [MPa]/ **Al** 150°C 0.345 [MPa]/ **Cu** 25°C 0.828 [MPa]/ **Cu** 150°C 0.31 [MPa]/ **Al_2O_3** 25°C 1.17 [MPa]/ **Al_2O_3** 150°C 0.34 [MPa]	**Al** 25°C 1.04 [MPa]/ **Al** 150°C 0.104 [MPa]	**Al** 25°C 0.86 [MPa]/ **Al** 150°C 0.38 [MPa]/ **Cu** 25°C 1.1 [MPa]/ **Cu** 150°C 0.48 [MPa]/ **Al_2O_3** 25°C 1.0 [MPa]/ **Al_2O_3** 150°C 0.41 [MPa]
temperature range	-30°C... +125°C		
dielectric strength	5 kV (AC)		
class of inflammability	UL 94 V-0		

Thermally conductive foil both sides adhesive

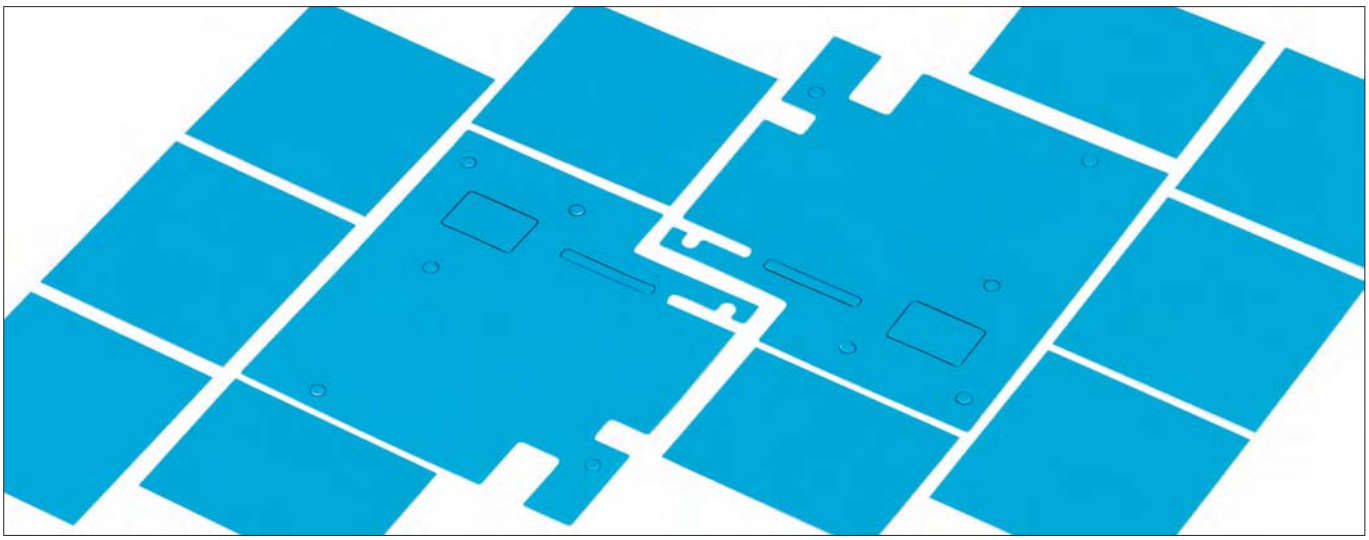

- double sided adhesive layer
- optimal adhesion of different substrates
- very good thermal conductivity, electrical insulating
- easy handling due to double sided protection foil
- optimized surface moistening and excellent impact strength
- cutouts and different punchings according to customer drawing

art. no.	type of delivery
WLFT 8805	plates, usable area 300x200mm/ other dimensions upon request
WLFT 8810	
WLFT 8815	
WLFT 8820	

	WLFT 8805	**WLFT 8810**	**WLFT 8815**	**WLFT 8820**
version	double sided adhesive, filled acrylic polymer			
material thickness	0.13 mm	0.25 mm	0.38 mm	0.5 mm
filling material	ceramic			
protection cover	silicone treated polyester, 37.5 - 50 μm			
colour	blue			
thermal conductivity	0.6 W/m·K			
specific thermal resistance	3.2°C cm^2/W	5.8°C cm^2/W	7.7°C cm^2/W	9.7°C cm^2/W
temperature range	permanent up to 100°C			
peel strength at RT 70°C and 72 h	5.8 N/cm	8.3 N/cm	9.8 N/cm	11.9 N/cm
volume resistance	$5.2 \cdot 10^{11}$ Ω/cm	$3.9 \cdot 10^{11}$ Ω/cm	$3.8 \cdot 10^{11}$ Ω/cm	
dielectric strength	26 kV/mm			
class of inflammability	UL 746 C			

fischer elektronik

Thermally conductive foil both sides adhesive

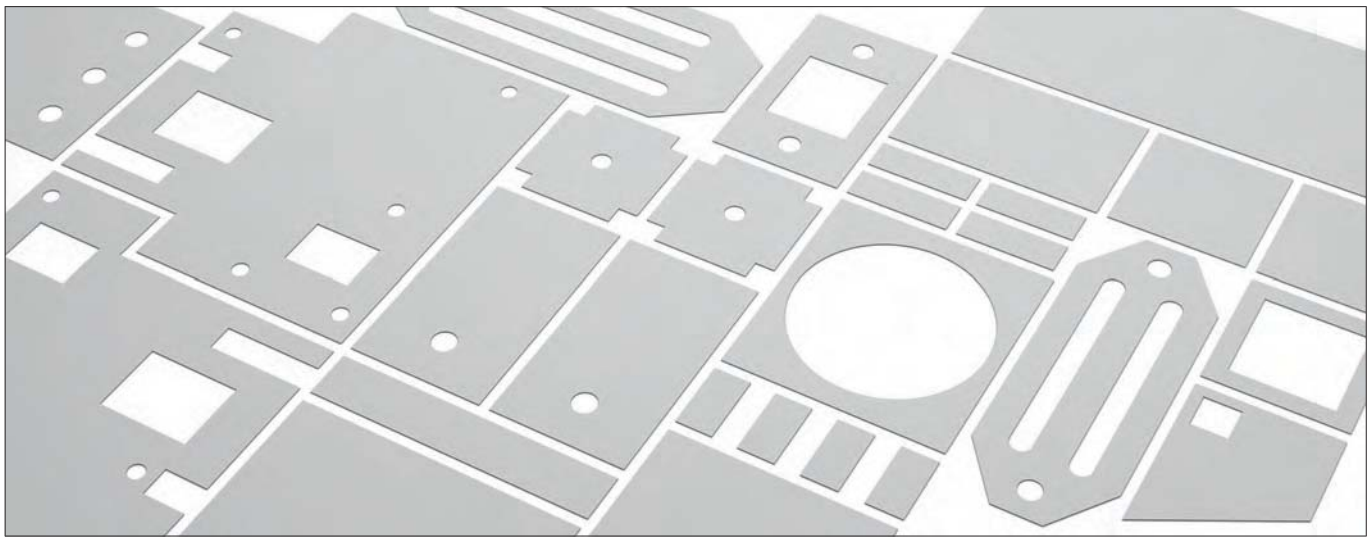

- double-sided adhesive thermal conductive foil
- excellent adhesive properties on different materials
- filling material with ceramic particles
- very good thermal conductivity and technical performance
- cuts and contours according to customer's drawing specifications

art. no.	type of delivery
WLFT 8926 02	plates, usable area 300x200mm/ other dimensions upon request
WLFT 8926 025	
WLFT 8926 05	

	WLFT 8926 02	**WLFT 8926 025**	**WLFT 8926 05**
version	double sided adhesive, filled acrylic polymer		
material thickness	0.2 mm	0.25 mm	0.5 mm
filling material	ceramic		
protection cover	silicone treated polyester		
colour	yellowish white		
thermal conductivity	1.5 W/m·K		
specific thermal resistance	8.49 °C cm^2/W	8.74°C cm^2/W	9.7°C cm^2/W
temperature range	permanent up to 80°C		
peel strength at RT 70°C and 72 h	15 N/cm		
dielectric strength	15 kV/mm		
class of inflammability	UL 94 V-0		

Thermally conductive silicon foam foils



– elastomer foam with closed cell structure
– good heat conductor e.g. between components, heatsinks and casing parts
– electrical insulating
– can be compressed even with a low contact pressure
– absorbs shocks and vibrations

art. no.	material thickness [mm]
WSF 08	0.80 ±0.4
WSF 16	1.60 ±0.4
WSF 24	2.40 ±0.8
WSF 32	3.20 ±0.8
WSF 48	4.80 ±0.8
WSF 635	6.35 ±1.2
WSFS 635	

Thermal resistance at 3.2 mm material thickness:

compression [%]	contact	10	25	50
contact pressure [psi]	>1	5	12	34
R_{th} [K/W] (1 in^2 x 3.2 mm)	6	4.5	2.5	1
heat conductivity [W/mK]	0.3	0.4	0.45	0.65

– **WSFS 635** double sided adhesive and **WSF** self-adhesive upon request
– according to NASA gas emission requirements

	WSF	**WSFS 635**
version	non adhesive	one-sided self-adhesive
colour	green	
density	1.105 g/cm^3	
hardness	13 Shore A	
temperature range	-62°C ... +205°C	
thermal conductivity	0.108 W/m·K (substrate)	
compression, 25%	18 psi	
elongation	150 %	
tear strength	120 psi	
dielectric strength	4 kV/mm	
class of inflammability	UL 94 V-1 (at thickness ≥3.2mm)	
type of delivery	plates, usable area 914x914mm/ other dimensions upon request	

Silicone free thermal adhesive foils

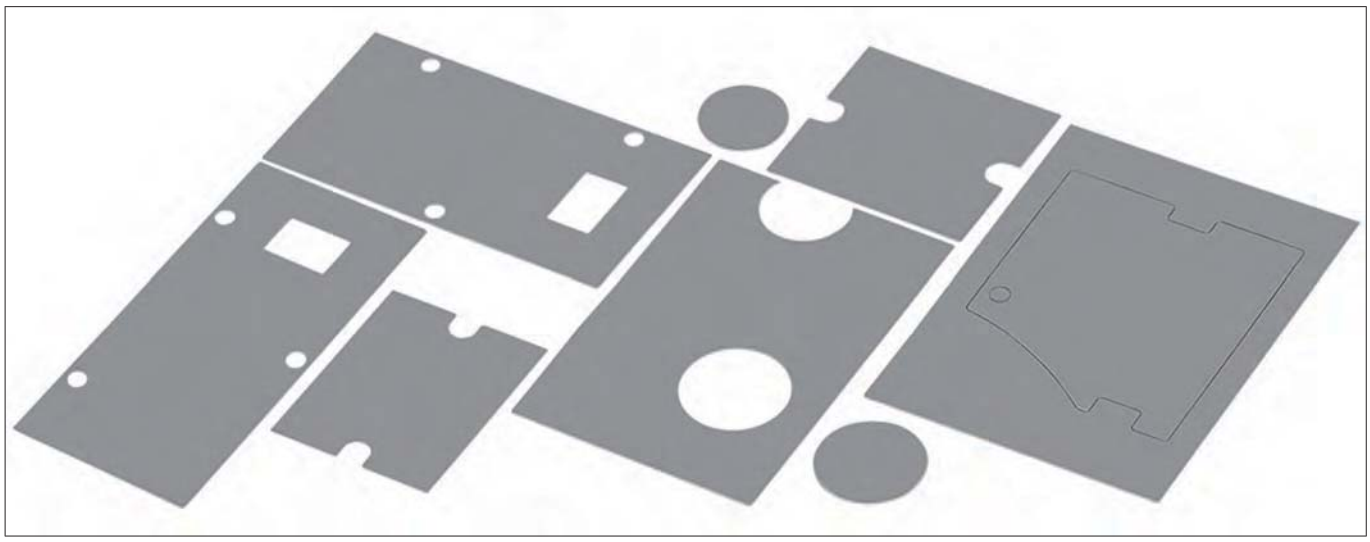

- silicone free gap-filler with good thermal characteristics
- smooth, compressible and elastic
- cut outs, punchings and modifications according to customer specification
- other material thicknesses upon request

art. no.	material thickness [mm]	R_{th} (100 kPa) [°C in²/W]	R_{th} (100 kPa) [°C cm²/W]	art. no.	material thickness [mm]	R_{th} (100 kPa) [°C in²/W]	R_{th} (100 kPa) [°C cm²/W]
GEL F 15 10	1.0 ±0.2	1.02	6.60	**GEL F 15 G 10**	1.0 ±0.2	1.16	7.50
GEL F 15 15	1.5 ±0.2	1.39	9.00	**GEL F 15 G 15**	1.5 ±0.2	1.66	10.75
GEL F 15 20	2.0 ±0.3	1.75	11.30	**GEL F 15 G 20**	2.0 ±0.3	2.17	14.00

	GEL F 15	**GEL F 15 G**
version	standard	polyamide film mash reinforced
colour	light gray	
density	2.1 g/cm³	
hardness	53 Shore 00	
thermal conductivity	1.5 W/m·K	
temperature range	-40°C... +105°C	
elongation	150 %	
volume resistance	$1 \cdot 10^9$ MΩ/m	
dielectric constant	9.12 [50 Hz] / 8.55 [1 kHz] / 5.83 [1 MHz]	
dielectric loss factor	0,152 [50 Hz] / 0,135 [1 kHz] / 0,034 [1 MHz]	
dielectric strength	11 kV/mm	
class of inflammability	UL 94 V-0	
type of delivery	on both sides covered with protective foil/ plates, usable area 300x200mm/ other dimensions upon request	

Gel thermal conducting foils



– highly heat-conductive silocon foil
– smooth, elastic and compressible
– equals uneven surfaces very well (Gap-Filler)

art. no.	material thickness [mm]	R_{th} (100 kPa) [°C in²/W]	R_{th} (100 kPa) [°C cm²/W]	art. no.	material thickness [mm]	R_{th} (100 kPa) [°C in²/W]	R_{th} (100 kPa) [°C cm²/W]
GEL 05	0.5 ±0.1	0.69	4.45	**GEL G 05**	0.5 ±0.1	0.63	4.04
GEL 10	1.0 ±0.2	1.03	6.64	**GEL G 1**	1.0 ±0.2	1.17	7.56
GEL 15	1.5 ±0.2	1.39	8.96	**GEL G 15**	1.5 ±0.2	1.59	10.27
GEL 20	2.0 ±0.3	1.52	9.78	**GEL G 2**	2.0 ±0.3	2.07	13.33
GEL 25	2.5 ±0.3	2.10	13.58	**GEL G 25**	2.5 ±0.3	2.61	16.81
GEL 30	3.0 ±0.3	2.35	15.15	**GEL G 3**	3.0 ±0.3	2.89	18.66
GEL 35	3.5 ±0.3	2.56	16.51	**GEL G 35**	3.5 ±0.3	3.35	21.63
GEL 40	4.0 ±0.4	3.25	20.95	**GEL G 4**	4.0 ±0.4	3.56	22.96
GEL 45	4.5 ±0.4	3.38	21.82	**GEL G 45**	4.5 ±0.4	3.89	25.10
GEL 50	5.0 ±0.5	3.52	22.70	**GEL G 5**	5.0 ±0.5	4.22	27.23

	GEL	**GEL G 05 - 25**	**GEL G 3 - 5**
version	standard	polyamide film mash reinforced, adherent layer on one side	
colour	dark gray		
density	2.6 g/cm³		
hardness	49 Shore 00		
thermal conductivity	1.5 W/m·K		
temperature range	-60°C ... +200°C		
elongation	100 %	60 %	
volume resistance	$1 \cdot 10^6$ MΩ/m		
dielectric constant	5.8 [50 Hz]/ 5.6 [1 KHz]/ 5.5 [1 MHz]		
dielectric loss factor	0.048 [50 Hz]/ 0.015 [1 KHz]/ 0.003 [1 MHz]		
dielectric strength	14 kV/mm (AC)	8 kV/mm (AC)	
class of inflammability	UL 94 V-0	UL 94 V-1	UL 94 V-0
type of delivery	on both sides covered with protective foil/ plates, usable area 300x200mm/ other dimensions upon request		

fischer elektronik

Gel thermal conducting foils

– very soft thermal conductive foil
– without any reinforcing layer
– optimal balance of bigger unevennesses
– thermal conductive foil both-sided adherent
– cuts and contours according to customer specific drawing specifications

art. no.	material thickness [mm]	art. no.	material thickness [mm]
WFG 15 05	0.508	**WFG 15 25**	2.540
WFG 15 10	1.016	**WFG 15 30**	3.175
WFG 15 15	1.524	**WFG 15 40**	4.064
WFG 15 20	2.032	**WFG 15 50**	5.080

	WFG 15
version	silicone film without reinforcement
colour	black
hardness	40 Shore 00
thermal conductivity	1.5 W/m·K
temperature range	-60°C ... +200°C
volume resistance	10^{11} Ω·m
dielectric constant	5.5 [1 kHz]
heat capacity	1 J/g·K
dielectric strength	6 kV
class of inflammability	UL 94 V-0
type of delivery	plates, usable area 406x203mm/ other dimensions upon request

Thermal resistances vs. material thickness								
material thicknesses [mm]	**0.508**	**1.016**	**1.524**	**2.032**	**2.540**	**3.175**	**4.064**	**5.08**
thermal impedance WFG 15 [K-cm²/W]	3	7.5	10	13.13	16.25	21.25	26.25	33.125

Gel thermal conducting foils



- silicone-free thermal conductive foil
- particularly suitable for silicone-free applications
- very good thermal and mechanical properties
- high electrical insulation
- cuts and contours made of sheet or roller material according to your specifications

art. no.	material thickness [mm]
WFKF 20 05	0.5
WFKF 20 10	1.0

	WFKF 20
version	silicone-free foil without glass fibre reinforcement
colour	grey
density	1,5 g/cm³
hardness	55 - 65 Shore 00
thermal conductivity	2 W/m·K
thermal resistance	0.6 K/W
temperature range	-40°C ... +130°C
volume resistance	5,3·10⁹ Ω·m
dielectric constant	5.6 [1 KHz]
elastic modulus	244 g/cm²
tensile strength	18 kN/m
dielectric strength	7 kV
class of inflammability	UL 94 V-0
type of delivery	plates, usable area 450x250mm/ other dimensions upon request

Thermal resistances vs. contact pressure				
pressure [psi]	**0**	**14.50**	**29**	**43.51**
thermal resistance WFKF 20 05 [K/W]	0.60	0.56	0.53	0.50
thermal impedance WFKF 20 10 [K/W]	1.31	1.20	0.98	0.89

fischer elektronik

Gel thermal conducting foils



– GEL thermal conductive foils with very good thermical characteristics
– for balancing non-planarities and differences in components (gap-filler)
– soft, elastic and compressible
– customer specific cuts and punchings according to drawing

art. no.	material thickness [mm]	R_{th} (100 kPa) [°C in²/W]	R_{th} (100 kPa) [°C cm²/W]	art. no.	material thickness [mm]	R_{th} (100 kPa) [°C in²/W]	R_{th} (100 kPa) [°C cm²/W]
GEL 28 05	0.5 ±0.15	0.23	1.48	**GEL 28 G 05**	0.5 ±0.15	0.29	1.85
GEL 28 10	1.0 ±0.20	0.44	2.76	**GEL 28 G 10**	1.0 ±0.20	0.47	2.99
GEL 28 15	1.5 ±0.20	0.61	3.82	**GEL 28 G 15**	1.5 ±0.20	0.72	4.53
GEL 28 20	2.0 ±0.30	0.80	5.00	**GEL 28 G 20**	2.0 ±0.30	0.97	6.07
GEL 28 25	2.5 ±0.30	0.90	5.65	**GEL 28 G 25**	2.5 ±0.30	1.15	7.23
GEL 28 30	3.0 ±0.30	1.10	6.90	**GEL 28 G 30**	3.0 ±0.30	1.23	7.69
GEL 28 35	3.5 ±0.30	1.27	7.97	**GEL 28 G 35**	3.5 ±0.30	1.35	8.46
GEL 28 40	4.0 ±0.30	1.39	8.69	**GEL 28 G 40**	4.0 ±0.30	1.67	10.47
GEL 28 50	5.0 ±0.30	1.67	10.47	**GEL 28 G 50**	5.0 ±0.30	1.92	12.02

	GEL 28	**GEL 28 G**
version	standard	polyamide film mash reinforced
colour	grey	
density	2.7 g/cm³	
hardness	50 Shore 00	55 Shore 00
thermal conductivity	2.5 W/m·K	
temperature range	-60°C ... +200°C	
elongation	64 %	32 %
volume resistance	$3.6 \cdot 10^4$ MΩ/m	
dielectric constant	8.98 [50 Hz] / 8.63 [1 kHz] / 8.05 [1 MHz]	
dielectric loss factor	0.0826 [50 Hz]/0.0300 [1 kHz]/0.0052 [1 MHz]	
dielectric strength	15 kV/mm	
class of inflammability	UL 94 V-0	
type of delivery	on both sides covered with protective foil/ plates, usable area 300x200mm/ other dimensions upon request	

Gel thermal conductive foils for extreme compression



– specially soft design
– levels smallest air gaps and unevennesses
– cuts and contours with cutouts according to customer's specifactions

art. no.	material thickness [mm]	R_{th} (100 kPa) [°C in²/W]	R_{th} (100 kPa) [°C cm²/W]
GEL 28 S 10	1.0 ±0.15	0.42	2.7
GEL 28 S 15	1.5 ±0.20	0.60	3.9
GEL 28 S 20	2.0 ±0.30	0.76	4.9
GEL 28 S 25	2.5 ±0.30	0.90	5.8
GEL 28 S 30	3.0 ±0.30	1.02	6.6
GEL 28 S 35	3.5 ±0.35	1.15	7.4
GEL 28 S 40	4.0 ±0.40	1.27	8.2
GEL 28 S 45	4.5 ±0.45	1.45	9.4
GEL 28 S 50	5.0 ±0.50	1.64	10.6

	GEL 28 S
version	standard
colour	grey
density	2.6 g/cm³
hardness	9 ASKER C
thermal conductivity	2.5 W/m·K
temperature range	-40°C... +150°C
volume resistance	$1 \cdot 10^{11} \Omega \cdot m$
dielectric constant	7.21 [50 Hz] / 6.73 [1 kHz] / 6.25 [1 MHz]
dielectric loss factor	0.059 [50 Hz] / 0.031 [1 kHz] / 0.007 [1 MHz]
dielectric strength	18 kV/mm
class of inflammability	UL 94 V-0
type of delivery	on both sides covered with protective foil/ plates, usable area 300x200mm/ other dimensions upon request

fischer elektronik

Gel thermal conducting foils



- good compressible gap filling material
- high thermal conductivity
- very good shearing and tensile strength
- double-sided natural adhesive layer
- cuts and contours according to customer specific drawing specifications

art. no.	material thickness [mm]	art. no.	material thickness [mm]
WFGH 30 05	0.508	**WFGH 30 20**	2.032
WFGH 30 10	1.016	**WFGH 30 25**	2.540
WFGH 30 15	1.524	**WFGH 30 30**	3.175

	WFGH 30
version	silicone foil with glass fibre reinforcement
colour	blue
hardness	15 Shore 00
thermal conductivity	3 W/m·K
temperature range	-60°C ... +200°C
volume resistance	10^{10} Ω·m
dielectric constant	6.5 [1 kHz]
heat capacity	1 J/g·K
dielectric strength	5 kV
class of inflammability	UL 94 V-0
type of delivery	plates, usable area 406x203mm/ other dimensions upon request

Thermal resistances vs. material thickness						
material thicknesses [mm]	**0.508**	**1.016**	**1.524**	**2.032**	**2.540**	**3.175**
thermal impedance WFGH 30 [K-cm²/W]	1.88	3.75	5	6.88	8.13	10.93

Gel thermal conducting foils



- silicone-free thermal conductive foil
- very good balance of unevennesses
- excellent thermal performance
- natural adhesive coating
- cuts and contours according to customer's drawing specifications

art. no.	material thickness [mm]
WFGF 30 025	0.254
WFGF 30 04	0.406
WFGF 30 058	0.584
WFGF 30 076	0.762
WFGF 30 10	1.016
WFGF 30 15	1.524
WFGF 30 20	2.032
WFGF 30 25	2.540
WFGF 30 31	3.175

	WFGF 30
version	silicone-free foil, one-sided protection foil
colour	light gray
density	3.2 g/cm³
hardness	70 Shore 00
thermal conductivity	3 W/m·K
temperature range	-40°C... +125°C
volume resistance	$1 \cdot 10^{11}$ Ω·m
dielectric constant	8 [1 kHz]
dielectric strength	6 kV
class of inflammability	UL 94 V-0
type of delivery	plates, usable area 457x228mm/ other dimensions upon request

fischer elektronik

Gel thermal conducting foils



- gap filler with exceptionally good thermal conductivity and low outgassing
- especially smooth, compressible and elastic
- cut outs, punchings and modifications according to customer specification
- other material thicknesses upon request

art. no.	material thickness [mm]	R_{th} (100 kPa) [°C in²/W]	R_{th} (100 kPa) [°C cm²/W]	art. no.	material thickness [mm]	R_{th} (100 kPa) [°C in²/W]	R_{th} (100 kPa) [°C cm²/W]
GEL 45 05	0.5 ±0.15	0.28	1.75	**GEL 45 G 05**	0.5 ±0.15	0.22	1.37
GEL 45 10	1.0 ±0.20	0.37	2.31	**GEL 45 G 10**	1.0 ±0.20	0.35	2.18
GEL 45 15	1.5 ±0.20	0.46	2.87	**GEL 45 G 15**	1.5 ±0.20	0.45	2.81
GEL 45 20	2.0 ±0.30	0.56	3.50	**GEL 45 G 20**	2.0 ±0.30	0.55	3.43
GEL 45 25	2.5 ±0.30	0.68	4.25	**GEL 45 G 25**	2.5 ±0.30	0.62	3.87
GEL 45 30	3.0 ±0.30	0.79	4.93	**GEL 45 G 30**	3.0 ±0.30	0.73	4.56
GEL 45 35	3.5 ±0.35	0.87	5.43	**GEL 45 G 35**	3.5 ±0.35	0.83	5.18
GEL 45 40	4.0 ±0.40	0.95	5.93	**GEL 45 G 40**	4.0 ±0.40	0.93	5.81
GEL 45 45	4.5 ±0.45	1.04	6.50	**GEL 45 G 45**	4.5 ±0.45	1.00	6.25
GEL 45 50	5.0 ±0.50	1.14	7.12	**GEL 45 G 50**	5.0 ±0.50	1.07	6.68

	GEL 45	**GEL 45 G**
version	standard	polyamide film mash reinforced
colour	grey	
density	3.2 g/cm³	
hardness	45 Shore 00	
thermal conductivity	4.5 W/m·K	
temperature range	-60°C ... +200°C	
elongation	50 %	
volume resistance	$1.4 \cdot 10^5$ Ω/cm	
dielectric constant	8.98 [50 Hz] / 8.63 [1 kHz] / 8.05 [1 MHz]	
dielectric loss factor	0,0249 [50 Hz] / 0,0219 [1 kHz] / 0,00675 [1 MHz]	
dielectric strength	11 kV/mm	
class of inflammability	UL 94 V-0	
type of delivery	on both sides covered with protective foil/ plates, usable area 300x200mm/ other dimensions upon request	

Gel thermal conducting foils



– very good compressibility
– particularly suitable for low contact pressure
– double-sided natural adhesive layer
– wide temperature range
– cuts and contours according to customer specific drawing specifications

art. no.	material thickness [mm]	art. no.	material thickness [mm]
WFGH 50 05	0.508	**WFGH 50 20**	2.032
WFGH 50 10	1.016	**WFGH 50 25**	2.540
WFGH 50 15	1.524	**WFGH 50 30**	3.175

	WFGH 50
version	silicone foil with glass fibre reinforcement
colour	violet
hardness	35 Shore 00
thermal conductivity	5 W/m·K
temperature range	-60°C ... +200°C
volume resistance	10^{10} Ω·m
dielectric constant	8 [1 kHz]
heat capacity	1 J/g·K
dielectric strength	5 kV
class of inflammability	UL 94 V-0
type of delivery	plates, usable area 406x203mm/ other dimensions upon request

Thermal resistances vs. material thickness						
material thicknesses [mm]	**0.508**	**1.016**	**1.524**	**2.032**	**2.540**	**3.175**
thermal impedance WFGH 50 [K-cm²/W]	1.25	2.5	3.75	5.18	6.25	8.13

fischer elektronik

Gel thermal conducting foils



– GEL silicone foils with especially high thermal conductivity
– balances non-planarities and differences in components (Gap filler)
– soft, elastic and compressible
– cuts, punchings and special designs according to customer specifications

art. no.	material thickness [mm]	R_{th} (100 kPa) [°C in²/W]	R_{th} (100 kPa) [°C cm²/W]	**art. no.**	material thickness [mm]	R_{th} (100 kPa) [°C in²/W]	R_{th} (100 kPa) [°C cm²/W]
GEL 60 05	0.5 ±0.1	0.20	1.30	**GEL 60 G 05**	0.5 ±0.1	0.21	1.37
GEL 60 10	1.0 ±0.2	0.33	2.11	**GEL 60 G 10**	1.0 ±0.2	0.31	1.99
GEL 60 15	1.5 ±0.2	0.53	3.45	**GEL 60 G 15**	1.5 ±0.2	0.48	3.08
GEL 60 20	2.0 ±0.3	0.61	3.91	**GEL 60 G 20**	2.0 ±0.3	0.62	4.00
GEL 60 25	2.5 ±0.3	0.72	4.67	**GEL 60 G 25**	2.5 ±0.3	0.77	4.96

	GEL 60	**GEL 60 G**
version	standard	polyamide film mash reinforced
colour	dark reddish grey	
density	3.2 g/cm³	
hardness	52 Shore 00	
thermal conductivity	6 W/m·K	
temperature range	-60°C ... +200°C	
elongation	80 %	
volume resistance	$1 \cdot 10^6$ MΩ/m	
dielectric constant	6.4 [50 Hz]/6.4 [1 kHz]/6.4 [1 MHz]	
dielectric loss factor	0.035 [50 Hz]/0.005 [1 kHz]/0.001 [1 MHz]	
dielectric strength	13 kV/mm	
class of inflammability	UL 94 V-0	
type of delivery	on both sides covered with protective foil/ plates, usable area 300x200mm/ other dimensions upon request	

Gel thermal conducting foils



- high heat conducting silicone foil as a gap-filler
- very good compression with high dielectric strength
- optimal for balancing big unevennesses or production tolerances
- customer specific cuts according to drawing
- other material compositions and thicknesses upon request

art. no.	material thickness [mm]	R_{th} (100 kPa) [°C in²/W]	R_{th} (100 kPa) [°C cm²/W]	**art. no.**	material thickness [mm]	R_{th} (100 kPa) [°C in²/W]	R_{th} (100 kPa) [°C cm²/W]
GEL 80 10	1.0 ±0.15	0.17	1.10	**GEL 80 G 05**	0.5 ±0.10	0.12	0.77
GEL 80 15	1.5 ±0.20	0.26	1.68	**GEL 80 G 10**	1.0 ±0.15	0.19	1.22
GEL 80 20	2.0 ±0.30	0.36	2.32	**GEL 80 G 15**	1.5 ±0.20	0.28	1.81
GEL 80 25	2.5 ±0.30	0.45	2.91	**GEL 80 G 20**	2.0 ±0.30	0.38	2.45
GEL 80 30	3.0 ±0.30	0.57	3.68	**GEL 80 G 25**	2.5 ±0.30	0.47	3.01
GEL 80 G 03	0.3 ±0.06	0.09	0.58	**GEL 80 G 30**	3.0 ±0.30	0.59	3.49

	GEL 80	**GEL 80 G**
version	standard	polyamide film mash reinforced
colour	light gray	
density	3,39 g/cm³	
hardness	75 Shore 00	
thermal conductivity	13 W/m·K	
temperature range	-40°C... +150°C	
elongation	50 %	
volume resistance	$1 \cdot 10^{13} \Omega \cdot cm$	
dielectric constant	9.54 [50 Hz] / 8.82 [1 kHz] / 7.92 [1 MHz]	
dielectric loss factor	0,063 [50 Hz] / 0,044 [1 kHz] / 0,014 [1 MHz]	
dielectric strength	15 kV/mm	
class of inflammability	UL 94 V-0	
type of delivery	on both sides covered with protective foil/ plates, usable area 300x200mm/ other dimensions upon request	

Gel thermal conductive foils for extreme compression



- very soft and compressible thermal conductive foil
- simple compensation of bigger differences in components
- double-sided adhesive surfaces with protective foil
- excellent dielectric strength
- drawing parts acc. to customer's specification upon request

art. no.	material thickness [mm]	R_{th} (100 kPa) [°C in²/W]	R_{th} (100 kPa) [°C cm²/W]
GEL 60 S 15	1.5 $^{+0.5/\ -0.0}$	0.45	2.9
GEL 60 S 20	2.0 $^{+0.7/\ -0.0}$	0.52	3.3
GEL 60 S 25	2.5 $^{+0.7/\ -0.0}$	0.67	4.3

	GEL 60 S
version	standard with double-sided adhesive surface
colour	dark gray
density	3.2 g/cm³
thermal conductivity	6 W/m·K
temperature range	-40°C... +150°C
elongation	95 %
volume resistance	$1 \cdot 10^{14}\Omega \cdot$cm
dielectric constant	7.37 [50 Hz] / 7.31 [1 kHz] / 7.34 [1 MHz]
dielectric loss factor	0,0101 [50 Hz] / 0,0022 [1 kHz] / 0,0007 [1 MHz]
dielectric strength	13 kV/mm
class of inflammability	UL 94 V-0
type of delivery	on both sides covered with protective foil/ plates, usable area 300x200mm/ other dimensions upon request

Gel thermal conductive foils for extreme compression



- extremely strong compressible gap-filler thermal conductive foil
- very high efficiency in connection with very high thermal conductivity
- little force for material compression
- perfectly suitable for balancing smallest unevennesses
- cuts and contours according to customer drawing

art. no.	material thickness [mm]	R_{th} (100 kPa) [°C in²/W]	R_{th} (100 kPa) [°C cm²/W]
GEL 130 S 05	0.5 ±0.10	0.08	0.5
GEL 130 S 10	1.0 ±0.15	0.17	1.0
GEL 130 S 15	1.5 ±0.25	0.22	1.4
GEL 130 S 20	2.0 ±0.35	0.28	1.8

	GEL 130 S
version	standard with double-sided adhesive surface
colour	blue
density	3.3 g/cm³
thermal conductivity	13 W/m·K
temperature range	-40°C... +150°C
elongation	95 %
volume resistance	$1 \cdot 10^{13} \Omega \cdot cm$
dielectric constant	9.28 [50 Hz] / 8.58 [1 kHz] / 7.761 [1 MHz]
dielectric loss factor	0,0483 [50 Hz] / 0,0389[1 kHz] / 0,0147 [1 MHz]
dielectric strength	12 kV/mm
class of inflammability	UL 94 V-0
type of delivery	on both sides covered with protective foil/ plates, usable area 300x200mm/ other dimensions upon request

fischer elektronik

Fluid GEL thermal conductive material

– two-part fluid gap filling material
– high dimensional stability after mounting
– automatic dispensation
– optimum balance of roughness and unevennesses
– to be stored at 25 °C room temperature, vertical standing with opening pointing downwards
– other delivery forms and container seizes upon request
– more package sizes and container types upon request
– store cool and dry

art. no.	basin	contents of delivery
GEL S 18	cartridge	1x 50 ml cartridge / 3x mixer GEL M 18

	GEL S 18
version	two-part fluid gap filling material
colour	yellow/ white (A/B)
density	2.7 g/cm³
hardness	50 Shore 00
thermal conductivity	1.8 W/m·K
mixture proportion	1:1
viscosity	25 Pa·s
temperature range	-60°C ... +200°C
volume resistance	10^{10} Ω·m
dielectric constant	6.4 [1 kHz]
heat capacity	1 J/g·K
dielectric strength	400 V
durability	6 months @ 25°C
working life at room temperature	60 min @ 25°C
hardening time	300 min @ 25°C / 10 min @ 100°C
class of inflammability	UL 94 V-0
type of delivery	cartridge with additional mixers

Accessories

art. no.	contents of delivery
GEL M 18	10x mixer für 50 ml cartridge (packing unit 10 pieces)
WLK P	1x applicator gun for 50 ml cartridge

Fluid GEL thermal conductive material

- fully curing one-component system
- very good thermal conductivity
- thicker and thinner layer thicknesses possible
- no bleeding, small compression force necessary
- automatic dispensable
- more package sizes and container types upon request
- store cool and dry

art. no.	basin	contents of delivery
GEL S 35 10	syringe	1x 10 ml Spritze
GEL S 35	cartridge	1x 30 ml cartridge

	GEL S 35
version	one-part fluid gap filling material
colour	pink
density	3.2 g/cm³
thermal conductivity	3.5 W/m·K
viscosity	30 Pa·s
temperature range	-55°C … +200°C
volume resistance	10^{12} Ω·m
dielectric constant	7 [100 kHz]
heat capacity	1 J/g·K
dielectric strength	8 kV/mm
durability	18 months
class of inflammability	UL 94 V-0
type of delivery	cartridge

Accessories

art. no.	contents of delivery
GEL P	1x applicator gun for 30 ml cartridge

fischer elektronik

Kapton insulator washers

- very low thermal resistance
- optimised heat conductivity
- best mechanical charactaristics
- polyimide-carrier foil with silicone-free phase changing thermal conductive layer completely coated on both sides
- clean processing, no abrasion of the coating
- stacked foils do not stick together
- good resistance against cleening agents
- no cold flow
- low pressure force necessary, thus particularly applicable for spring-fixing of semiconductors
- cuttings and special versions according to customer's requirements
- the thermal details refer to an area of 1 inch² (6.45 cm²)

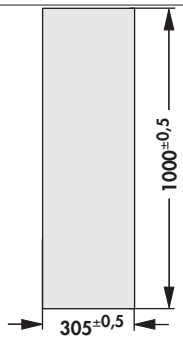	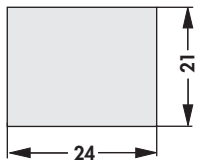	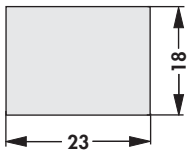	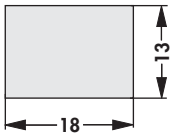	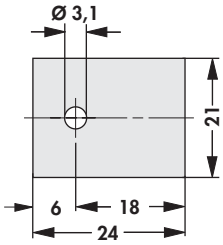
art. no.	**art. no.**	**art. no.**	**art. no.**	**art. no.**
KAP 1 P suitable for pre-cut parts (plate)	**KAP 247 O** TO 248/ TO 218/ TO 247	**KAP 218 O** TO 218	**KAP 220 O** TO 220	**KAP 218** TO 248/ TO 218/ TO 247
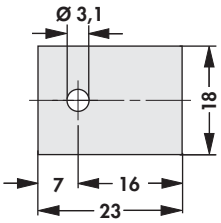	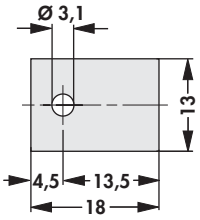	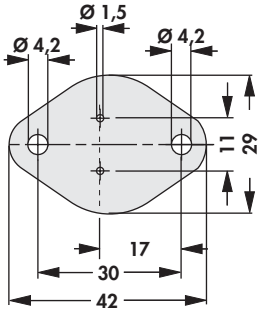		
art. no.	**art. no.**	**art. no.**		
KAP 220 G TO 220	**KAP 220 K** TO 220	**KAP 3 K** TO 3		

	KAP 1 P	KAP
material	polyimide-carrier foil with silicone-free phase changing thermal conductive layer completely coated on both sides	
phase change temperature	52 °C	
thermal resistance	0.15 K/W [at 1 inch²; = 6.45 cm²; = TO 3 (KAP 3)]	
temperature range	-40°C... +150°C	
thermal conductivity	0.45 W/m·K (substrate)	
insulation resistance	10^{14} Ω	
material thickness	0.077mm (substrate 0.05mm)	
elongation	30 %	
dielectric strength	7.8 kV	
class of inflammability	UL 94 V-0	
type of delivery	plate	cut

Mica wafers

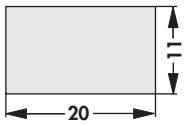	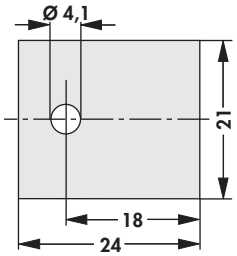	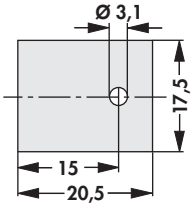	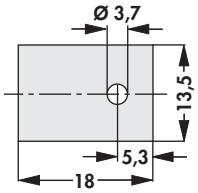	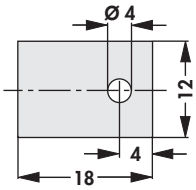
art. no.	**art. no.**	**art. no.**	**art. no.**	**art. no.**
GS 220 C TO 220	**GS 218** TO 218	**GS 3 P SL** TOP 3	**GS 66 P** TO 66	**GS 220 4** TO 220
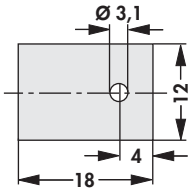	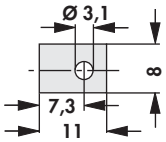	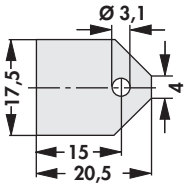	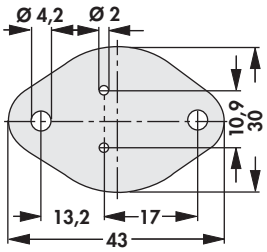	
art. no.	**art. no.**	**art. no.**	**art. no.**	
GS 220 P TO 220	**GS 32 P** SOT 32	**GS 3 P** TOP 3	**GS 3** TO 3	

	GS
material	muskovit
material thickness	0.05 mm
thermal resistance (GS 3)	0.4 K/W
dielectric strength	5 kV
insulation resistance	$3 \cdot 10^{17}$ Ω·cm

Aluminium oxide wafers

– other thicknesses and versions on request
⫶ = thickness; ⧄ = flatness

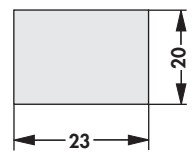	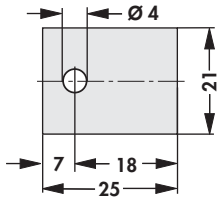	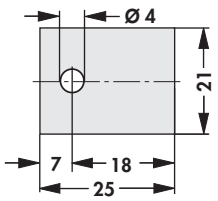	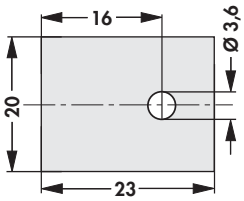	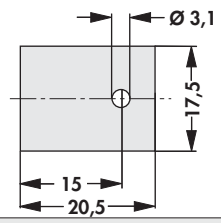
art. no.	**art. no.**	**art. no.**	**art. no.**	**art. no.**
AOS 247 ⫶ 1 mm ⧄ 0.02 mm	**AOS 218 247** ⫶ 3 mm ⧄ 0.15 mm	**AOS 218 247 1** ⫶ 1.5 mm ⧄ 0.02 mm	**AOS 3 P 2** ⫶ 1 mm ⧄ 0.15 mm	**AOS 3 P SL** ⫶ 1.5 mm ⧄ 0.15 mm
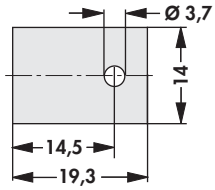	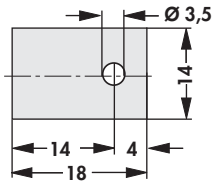	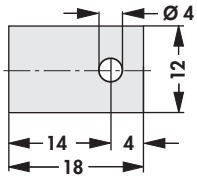	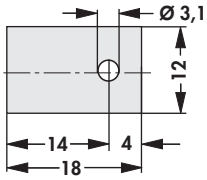	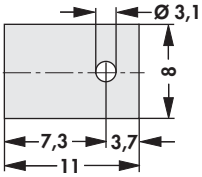
art. no.	**art. no.**	**art. no.**	**art. no.**	**art. no.**
AOS 220 3 ⫶ 1.6 mm ⧄ 0.11 mm	**AOS 220 SL** ⫶ 4.5 mm ⧄ 0.054 mm	**AOS 220 4** ⫶ 1.5 mm ⧄ 0.054 mm	**AOS 220** ⫶ 1.5 mm ⧄ 0.054 mm	**AOS 32** ⫶ 1.5 mm ⧄ 0.033 mm
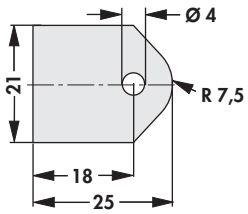	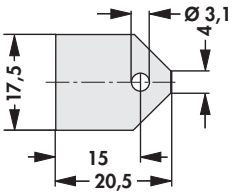	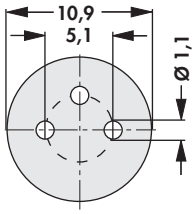	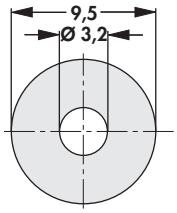	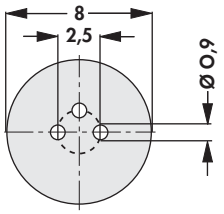
art. no.	**art. no.**	**art. no.**	**art. no.**	**art. no.**
AOS 127 ⫶ 3 mm ⧄ 0.076 mm	**AOS 3 P** ⫶ 1.5 mm ⧄ 0.061 mm	**AOS 5** ⫶ 1.5 mm ⧄ 0.032 mm	**AOS 93** ⫶ 2.3 mm ⧄ 0.03 mm	**AOS 18** ⫶ 1.5 mm ⧄ 0.023 mm
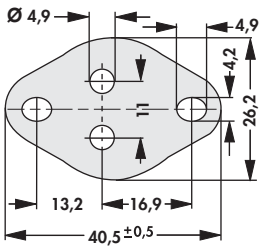	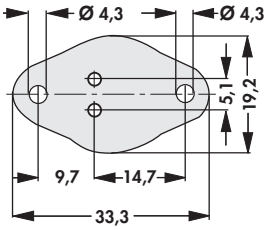			
art. no.	**art. no.**			
AOS 3 ⫶ 2.9 mm ⧄ 0.123 mm	**AOS 66** ⫶ 2.5 mm ⧄ 0.10 mm			

	AOS
material	AL_2O_3 - ceramics
specific electrical resistance	$>10^{14}$ Ω/cm
thermal conductivity	25 W/m·K
dielectric constant	9
linear expansion coefficient	$\sim 8 \cdot 10^{-6}$/K
thermal resistance	0.3 K/W [at 1 inch²; = 6.45 cm²; = TO 3 (AOS 3 G)]
dielectric strength	10 kV/mm

Aluminium oxide wafers according to customer's instructions

– laser-cut versions with outer dimensions and cutouts according to customer's requirements
– other plate dimensions upon request



material thickness [mm]	outer dimensions [mm]
0.250	106,6x106,6
0.300	
0.400	114.3x114.3
0.500	106,6x106,6/ 160x113/ 190x113
0.635	106,6x106,6/ 160x113/ 180x113
0.800	114.3x114.3/ 160x113/ 165x114
1.000	114.3x114.3/ 160x113/ 165x114/ 180x130
1.270	114.3x114.3
1.500	114.3x114.3/ 290x100
2.000	114.3x114.3
2.540	

fischer elektronik

Phase Change thermal conductive material



- strapless (free standing film) changing condition thermal conductive material as a foil
- material with phase changing temperature at 48 °C or 52 °C
- best thermal conductivity, above the phase change temperature the material flows in all gaps of the impinged device and heatsink
- thixotropic, therefore no migration of the material away from the moistened surface
- no influence on the thermal conductivity due to thermal cycles
- only low contact pressure necessary, as it is no elastomer and therefore ideally suitable for clamp mounting of the devices
- not electrically conductive, but no insulator
- self-adhesive properties, also suitable for large surfaces
- no toxic ingredients
- customised cuts upon request
- with double-sided protective film

art. no.	material thickness [mm]
FSF 20 P	0.200 ±0.025
FSF 52 P	0.127 ±0.025

	FSF 20 P	**FSF 52 P**
colour	white	
density	2.9 g/cm³	2 g/cm³
phase change temperature	48 °C	52 °C
thermal conductivity	2 W/m·K	0.9 W/m·K
thermal resistance (1 in², TO 3) at contact pressure of	0.08 K/W 0.031 N/mm²	0.03 K/W 0.031 N/mm²
temperature range	≤+150°C	≤+200°C
adhesive holding force	0.6 N/mm²	0.35 N/mm²
dielectric constant	4.8 [1 kHz] / 4.4 [1 MHz]	3.8 [1 kHz] 3.4 [1 MHz]
class of inflammability	UL 94 V-0	
type of delivery	plates, usable area 400x300mm/ other dimensions upon request	plates, usable area 343x330mm/ other dimensions upon request

Phase Change thermal conductive material



- phase change material on a polyimide basis
- very good thermal properties
- one-sided adhesive layer eases the mounting
- particularly suitable for the application of spring clips
- cuts and contours upon customised drawing specifications

art. no.	material thickness [mm]
FSF 15 P 011	0.114
FSF 15 P 012	0.127
FSF 15 P 014	0.140

	FSF 15 P
version	electrically insulating phase change material with polyimide reinforcement and one-sided adhesive layer
colour	gold
phase change temperature	52 °C
thermal conductivity	1.5 W/m·K
temperature range	-40°C... +150°C
elongation	40 %
volume resistance	10^{12} Ω·m
dielectric constant	4.5 [1 kHz]
tear strength	7,000 psi
dielectric strength	5 kV
class of inflammability	UL 94 V-0
type of delivery	rolled goods, roll width 266mm/ cuttings on customer's requirement

Thermal resistances vs. contact pressure / surface TO 220					
pressure [psi]	10	25	50	100	200
thermal resistance FSF 15 P 011 [K/W]	1.20	1.15	1.11	1.06	1.00
thermal resistance FSF 15 P 012 [K/W]	1.47	1.41	1.37	1.33	1.29
thermal resistance FSF 15 P 014 [K/W]	1.59	1.48	1.43	1.38	1.35
thermal impedance FSF 15 P 011 [K-cm²/W]	1.31	1.25	1.19	1.13	1.06
thermal impedance FSF 15 P 012 [K-cm²/W]	1.44	1.38	1.31	1.25	1.19
thermal impedance FSF 15 P 014 [K-cm²/W]	1.75	1.69	1.63	1.56	1.50

fischer elektronik

Phase Change thermal conductive material

- phase change material on a polyimide basis
- very good thermal properties
- easy handling and high dielectric strength
- particularly suitable for the application of spring clips
- cuts and contours upon customised drawing specifications

art. no.	material thickness [mm]
FSF 16 P 010	0.102
FSF 16 P 011	0.114
FSF 16 P 012	0.127

	FSF 16 P
version	electrically insulating phase change material with polyimide reinforcement
colour	green
phase change temperature	55 °C
thermal conductivity	1.6 W/m·K
temperature range	-40°C... +150°C
elongation	40 %
volume resistance	10^{12} Ω·m
dielectric constant	4.5 [1 kHz]
tear strength	7,000 psi
dielectric strength	5 kV
class of inflammability	UL 94 V-0
type of delivery	plates, usable area 300x275mm/ other dimensions upon request

Thermal resistances vs. contact pressure					
pressure [psi]	10	25	50	100	200
thermal resistance FSF 16 P 010 [K/W]	0.95	0.94	0.92	0.91	0.90
thermal resistance FSF 16 P 011 [K/W]	1.19	1.17	1.16	1.14	1.12
thermal resistance FSF 16 P 012 [K/W]	1.38	1.37	1.35	1.33	1.32
thermal impedance FSF 16 P 010 [K-cm²/W]	0.81	0.81	0.75	0.75	0.75
thermal impedance FSF 16 P 011 [K-cm²/W]	1.06	1.00	1.00	1.00	0.93
thermal impedance FSF 16 P 012 [K-cm²/W]	1.18	1.18	1.18	1.12	1.12

Thermal conductive paste

Silicon thermal transfer compound

– thermal conductive paste used to reduce the thermal transmission resistance between semiconductor and heatsink

art. no.	basin	delivery quantity [g]
WLP 004	box	4
WLP 035		35
WLP 500		500
WLP 300 S	cartridge (310 ml)	300
WLP 500 S		500

Silicone-free thermal transfer compound

– thermal conductive paste used to reduce the thermal transmission resistance between semiconductor and heatsink

art. no.	basin	delivery quantity [ml]	delivery quantity [g]
WLPF 05	syringe	2	—
WLPF 10		5	
WLPF 20		10	
WLPF 50		20	
WLPF 300 S	cartridge (310 ml)	—	300

	WLP	**WLPF**
composition	silicone oil, inorganic filling material	silicone free synthetic liquid. Metal oxide filling.
consistance	pastey	
specific electrical resistance	$>10^{12}$ Ω/cm	
flashpoint	none (DIN 53213)	
drop point	>260°C	
thermal resistance	no bleeding at (4 h/200°C)	
acid number	< 0.01 mg KOH/g	
colour	white	white-grey
density	1.1 g/cm³	
thermal conductivity	0.61 W/m·K	0.5 W/m·K
temperature range	-40°C ... +250°C	-40°C... +150°C
solubility in water	insoluble	
oil separation (thickener)		≤ 2% (40°C / 168h)
flow pressure at 20°C (thickener)		≤ 200 mbar
kinetic viscosity (base oil)		ca. 90 mm²/s (40°C) ca. 13 mm²/s (100°C)

Thermal conductive paste

Ceramic filled, silicone-free thermal conductive paste with high thermal conductivity

– suitable especially for silicone-sensitive applications
– no drying out, hardening or melting of the thermal conductive paste
– high long-term stability
– further package sizes, container types such as cans, cartridge, etc. upon request

art. no.	basin	delivery quantity [ml]
WLPK 3	syringe	3
WLPK 5		5
WLPK 10		10

	WLPK
composition	silicone-free, synthetic fluid ceramic filled
consistance	pastey
colour	silver
density	1.4 g/cm^3
thermal conductivity	10 W/m·K
temperature range	-60°C ... +150°C
dielectric strength	not applicable, because conducting
solubility in water	insoluble

Thermally conductive adhesive

- thermally conductive, electrically non-conductive adhesive
- two part epoxy resin adhesive, metaloxide filled
- fully replaces mechanical fastenings
- excellent function and application characteristics
- **to be stored at a cool and dark place**

art. no.	composition	art. no.	composition
WLK 5	5 g resin/0.5 g hardener	**WLK 10**	10 g resin/1 g hardener

art. no.	composition	art. no.	composition
WLK 30	30 g resin/3 g hardener	**WLK 120**	120 g resin/12 g hardener

	WLK
thermal conductivity	0.836 W/m·K
specific thermal resistance	1.2 m·K/W
temperature range	-56°C... +149°C
hardening time	20°C approx. 16-24h / 25°C approx. 8 h / 120°C approx. 20 min
volume resistance	10^{16} Ω/cm
glue layer	Epoxid
mixture proportion	10:1

fischer elektronik

Thermally conductive adhesive

- solvent-free and thermal conductive two part adhesive
- epoxy based filled with aluminium oxide
- composition of hardener and resin (1:1) with statical mixing tube
- lockability of the container via Luer-Lock System
- good usage and working properties
- more package sizes and container types upon request
- store cool and dry

art. no.	basin	contents of delivery
WLK DK 4	syringe	1x 4 ml syringe / 3x mixer WLK M4
WLK DK 10		1x 10 ml syringe / 3x mixer WLK M4
WLK DK 50	cartridge	1x 50 ml cartridge / 3x mixer WLK M50

	WLK DK
thermal conductivity	1 W/m·K
specific thermal resistance	118°C cm/W
temperature range	-50°C... +145°C
working life at room temperature	approx. 30 min
hardening time	60°C approx. 4 h/25°C approx. 16 h
volume resistance	$8 \cdot 10^{11}$ Ω/cm
glue layer	Epoxid
mixture proportion	1:1

Accessories

art. no.	contents of delivery
WLK M 4	10x mixer für 4 & 10 ml syringe (packing unit 10 pieces)
WLK M 50	10x mixer für 50 ml cartridge (packing unit 10 pieces)
WLK P	1x applicator gun for 50 ml cartridge

Thermally conductive adhesive

- space networking thermal conductive glue made on silicone basis
- very good thermal conductivity
- mixing in ration 1:1 with static mixing tube
- hardening will be proceeded at room temperature
- wide range of temperatures
- store cool, dark and dry

art. no.	basin	contents of delivery
WLK SK 50	cartridge	1x 50 ml cartridge / 3x mixer WLK SK M

	WLK SK 50
version	2-component silicone thermal adhesive
colour	violet
density	2.8 g/cm³
hardness	65 Shore A
thermal conductivity	2 W/m·K
temperature range	-60°C... +180°C
working life at room temperature	approx. 30 min
hardening time	25°C approx. 8 h / 50°C approx. 4 h / 85°C approx. 1 h
volume resistance	10^{11} Ω·m
dielectric constant	6.9 [1 KHz]
heat capacity	1 J/g·K
dielectric strength	10.8 kV/mm
Scherfestigkeit bei RT	1.4 MPa
class of inflammability	UL 94 V-0

Accessories

art. no.	contents of delivery
WLK SK M	10x mixer für 50 ml cartridge (packing unit 10 pieces)
WLK P	1x applicator gun for 50 ml cartridge

fischer elektronik

Terms and conditions of business

1. General provisions

1.1. The present General Terms and Conditions (GTC) apply to all of our business relationships with out customers ("Purchaser"). The GTC only apply if the Purchaser is an entrepreneur (§ 14 of the German Civil Code), a legal entity of public law or a special fund under public law.
The GTC particularly apply for contracts about the sale and/or the delivery of transportable objects ("Goods"), regardless of whether we manufacture the Goods ourselves or buy them in from suppliers (§§ 433, 651 of the German Civil Code). Unless otherwise agreed, the GTC apply, in the version valid at the time of the Purchaser's order or in the version last transmitted to them, as a framework agreement for similar future contracts, without us having to refer to them each time.

1.2. Our GTC apply exclusively. Deviating, contradicting or additional General Terms and Conditions of the Purchaser are only part of the contract if we have expressly authorised their validity. This approval requirement applies in any case, also if we make deliveries to the Purchaser without reserve, in full knowledge of their Terms and Conditions. Individual, isolated agreements with the Purchaser (including ancillary agreements, additions and changes) always take priority over these GTC. The content of this type of agreement, subject to counterevidence, is to be determined according to a written contract or our written confirmation.

1.3. Legally relevant declarations and announcements of the Purchaser with regards to the contract (for example deadline agreements, defect notifications, withdrawal or reduction) are to be submitted in writing, i.e. in written or text form (for example letter, e-mail, fax). Legal form provisions and other certificates, especially in case of doubts about the legitimation of the declaring party, remain unaffected.

1.4. References to the validity of legal provisions are only for clarification purposes. The legal provisions therefore apply even if there is no reference, unless they have been modified directly in these GTC or expressly excluded.

2. Quotations and orders

Our quotations shall be subject to change without notice and are non-binding. This applies also to information contained in price lists, leaflets etc. Delivery dates stated in our quotations or given to the purchaser by any other means are approximate, and we shall endeavour to keep to them. Delays in delivery shall give no right to claims, unless we have explicitly confirmed such delivery dates and an adequate period of grace granted to us has expired. Orders shall only be binding on us when they have been explicitly confirmed in writing, regard- less of the form in which they have been placed with us. Statements made in catalogues are simply descriptions of goods and under no circumstances do they constitute warranted qualities. Furthermore, the characteristics of our samples cannot be regarded as warranted characteristics.

3. Prices

Prices shall be valid only when confirmed by us in writing. They are exclusive of VAT at the current rate and incidentals such as postage and packing, freight, insurance etc., as of storage. If deli- very is made more than 4 months after the date of order, we shall be entitled to invoice the price valid at the date of despatch, even though different prices were initially confirmed. The price valid at the date of despatch shall also apply if the order was confirmed without prices being stated. When an order on call is placed, partial deliveries shall be invoiced at the price valid at the date of despatch. Any request by the purchaser for subsequent modifications shall entitle us to amend prices.

4. Conditions of payment

The invoiced sum is to be paid net within 30 days of date of invoice and delivery. If the purchaser is in default with any payment, we are entitled to claim interest for such default at the normal rate of interest charged for current accounts. If we are able to prove that we have incurred greater losses as a result of the delay, we shall be entitled to claim compensation for such damages. We are however entitled at any time, in the context of an ongoing business relationship, to execute a delivery in full or in part only against an advance deposit. We shall declare a corresponding reserve at the latest at the confirmation of the contract.

5. Set-off, right to retention

Only claims which have been recognised by us or have become legally binding may be offset against our invoices. Any right to a retention to be exercised by the purchaser in connection with our claims is explicitly excluded. In case of defects in the delivery, the rights of the Purchaser remain unaffected, particularly with regards to point 10.3 of these GTC.

6. Delivery

The delivery is performed from the storage, wherever the place of fulfilment for the delivery and any subsequent fulfilment may be. Upon request by the Purchaser, the Goods will be sent to a different place of their choice (shipped purchase). Delivery of our goods is explicitly made on behalf of and at the risk of the purchaser. The risk shall pass over to the purchaser when the ordered goods leave our premises. The same applies if goods are collected in our premises from the point in time at which we notify the purchaser that they are ready for collection. Unless we have received instructions to the contrary from the purchaser, we shall decide at our discretion on the most economical delivery method without assuming any liability for the chosen means of delivery.

7. Specially manufactured goods

Components made according to a sample or a drawing or by special request must be taken over and paid for, unless they have a defect we are answerable for and which makes the components completely unfit for the purchaser's purposes. If their fitness for the purchaser's purposes is only reduced, the purchaser may request a reduction of payment but the contract shall not be cancelled.

8. Quantities

We are entitled to supply quantities which are above or below the ordered quantities by up to 10%. Such deviations are usual in this trade and the deliveries are deemed as being in compliance with the contract. If delivery quantities fall below the ordered quantities there shall be no right to subsequent delivery of the missing quantity.

9. Reservation of proprietary rights

9.1. All goods supplied shall remain our property until all current and future claims resulting from the Purchase contract and the business relationship with the purchaser (secured claims) have been paid in full. The purchaser is entitled to dispose of the purchased goods in the ordinary course of business transactions. Reservation of proprietary rights also applies to products resulting from processing, mixing up or combining our goods, in which case we are considered as manufacturers. In the case where our goods are processed, mixed up or combined with goods of third parties, and the proprietary rights of such third parties remain in force, we are entitled to co-ownership according to the proportion of the amount invoiced for such processed goods. In such cases such rights to co-ownership shall be safeguarded by the purchaser.

9.2. The purchaser shall transfer to us, as a security, his claims against third parties resulting from the resale of our goods in full or in the proportion of our coownership (see subparagraph 9.1). He is entitled to collect the amount of such claims on our behalf until revoked or until cessation of his payments made to us. The purchaser is not entitled to assign these claims to third parties.

9.3. The purchaser is not entitled to mortgage or transfer the goods which are subject to reservation by way of security.

9.4. The purchaser shall advise us immediately at any seizure of our goods or of any infringement of our rights by third parties.

9.5. In case of a default in payment or a deterioration in the financial situation, we are entitled to request immediate handing over of the goods which are subject to reservation. Any time limited claims shall immediately become due.

9.6. If the value of the securities exceeds our claims by more than 20%, securities to a corresponding amount will be released by us on request at our discretion.

10. Warranty

10.1. We expressly point out that all information and data is given to the best of our knowledge and belief. The user is solely responsible for the proper use of our products and he should check their suitability for the intended application.
Fischer Elektronik do not assume any warranty, whether expressed or implied, for the suitability, function or merchantibility of their products in specific or general applications, and they cannot be held liable for accidental or consequential damage due to non-observance of the above. .

10.2. Claims for defects can only be considered if the purchaser has complied with their obligation to check goods and submit a complaint as per Sections 377, 381 of the German Commercial Code [HGB]. If goods have a defect attributable to us, we are obliged to effect a cure, excluding the purchaser's right to withdraw from the contract or to reduce the purchase price (reduction), unless we are entitled to refuse to effect a cure by virtue of legal regulations. The purchaser shall grant us an adequate period of grace for effecting a cure. A cure may at our discretion be an elimination of the defect (rectification) or the supply of new products. We are entitled to determine the cure owed according to the payment of the purchase price due by the Purchaser. The Purchaser, however, is entitled to retain a part of the purchase price that is proportionate to the defect. The expenses incurred for the verification and cure, particularly transport, road, work and materials costs (not: expansion and installation costs) are borne by us, if there is indeed a defect. Otherwise, we can require that the Purchaser bear the costs arising from the unjustified defect rectification request (particularly examination and transport costs), unless the Purchaser could not have been aware that the defect rectification was unnecessary.

10.3. If goods have a defect attributable to us, we are obliged to provide subsequent fulfilment, excluding the purchaser's right to withdraw from the contract or to reduce the purchase price (abatement), unless we are entitled to refuse subsequent fulfilment by virtue of legal provisions. The purchaser shall grant us an adequate period of grace for subsequent fulfilment. Subsequent fulfilment may at our discretion be an elimination of the defect (rectification) or the supply of new products.

10.4. If rectification of the defect has failed, the purchaser shall be entitled to request a reduction in the purchase price (abatement) or to withdraw from the contract. Rectification shall be deemed to have failed after the second vain attempt, unless further attempts are reasonable in view of the object of the contract and can be reasonably imposed on the purchaser.

10.5. The purchaser's right to put forward further claims for damages shall remain unaffected by this.

10.6. If it becomes apparent (by the opening of an application for an insolvency procedure for example) after the conclusion of the contract that our claims to the purchase price are endangered due to lacking payment capacities of the Purchaser, we will then be entitled to refuse the delivery and – after a possible period of notice – to withdraw from the contract in accordance with the legal provisions (§ 321 of the German Civil Code). For contracts about the manufacturing of specific items (making to specification), we can declare the withdrawal immediately; the legal regulations about the dispensability of giving a period of notice remain unaffected.

11. Withdrawal

When delivery in accordance with the contract is not possible for reasons beyond our control, we are entitled to withdraw from the contract. Such withdrawal shall not en title the purchaser to assert any right against us.

12. Export clause

We are not obliged to reimburse damages arising from delays in delivery or it being completely impossible to deliver as a result of statutory or official export restrictions, unless we act with intent or gross negligence suffered by the Customer or other persons. The Customer's duty to pay the agreed remuneration shall not be affected by disruptions in our performance as a result of export restrictions. We shall be entitled to withdraw from the contract if, after the contract is signed, our performance is disrupted as a result of export restrictions.

13. Place of performance and jurisdiction, applicable law

13.1. The place of performance and the placeof venue for deliveries and payments andfor any litigation arising between us andthe purchaser shall be the headquarters of our company.

13.2. The relationship between the contractual parties shall be regulated solely in accordance with the law in force in the Federal Republic of Germany. The regulations of international uniform law, particularly the UN CISG, shall not apply.

Status as at: 29.07.2019

The latest T&Cs shall apply at all times.
They may be downloaded at www.fischerelektronik.de