Series 117

Ø 7,5 mm Film Dielectric Trimmer Capacitor

TECHNISCHE DATEN / TECHNICAL DETAILS

Nennspannung/Prüfspannung	200/300 VDC	Voltage Rating/Test Voltage	200/300 VDC
And. Nennspannung auf Anfrage (bis 300/600 VDC)		Other voltage ratings on request	(to 300/600 VDCC)
Kontaktwiderstand	≤ 0.010 mΩ	Contact Resistance	≤ 0.010 mΩ
Isolationswiderstand	≥ 10.000 MΩ	Insulation Resistance	≥ 10.000 MΩ
Drehmoment Rotation Torque	Cmax<35pF 0.10 ..... 1.5 Ncm Cmax>35pF 0.15 ..... 2.5 Ncm	Rotation Torque	Cmax<35pF 0.10 ..... 1.5 Ncm Cmax>35pF 0.15 ..... 2.5 Ncm
ΔC bei max. Axialdruck	2 N ≤ 1.5 %	ΔC at max. axial load	2 N ≤ 1.5 %
Standardausführung:	Rotor Anschluss verzinnt Stator verzinnt Nur nichtmagnetische Materialien werden verwendet	Standard version:	Rotor contact tin plated Stator tin plated Only non-magnetic materials are used
Lebensdauer:	10 Zyklen mit Rotation 180°	Life of Trimmer:	maximum 10 cycles with 180°
Fehlerrate:	0,15% für Hauptfehler 0,65% für Nebenfehler	Quality Level	0,15% for major defects 0,65% for minor defects

Dielektrikum Dielectric	Kapazitätswert Capacitance Range Min	Max	Qmin @1Mhz	TK TCC PPM/°C	Temp.Bereich Prüfklasse Operating Temp. Climatic Kateg.	H max. in mm	Farbe der Abdeckscheibe Colour of Cover disc	Bestellbezeichnung Order Number	
PTFE [1] High Temp.	1,3pF	5,0pF		-100±150	-40°...+125°C 40/125/21	10,2	Grau Grey	117 1901 005	117 1931 005
	1,5pF	9,0pF		-100±150		10,2	Gelb Yellow	117 1901 009	117 1931 009
	2,6pF	18,0pF	1500	-100±150		10,2	Grün Green	117 2901 018	117 2931 018
	3,5pF	27,0pF		-100±150		10,2	Rot Red	117 3901 027	117 3931 027
	4,5pF	36,0pF		-100±150		11,4	Violett Violet	117 4901 036	117 4931 036
	5,0pF	45,0pF		-100±150		11,4	Orange Orange	117 5901 045	117 5931 045

Series 117

Ø 7,5 mm Film Dielectric Trimmer Capacitor
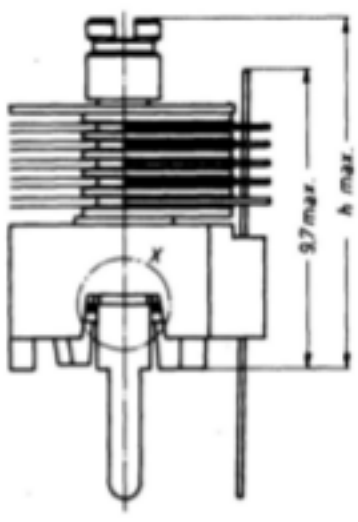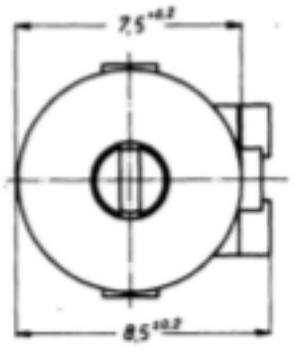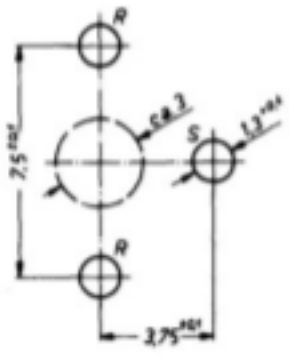
Serie 117